

Ritorna  
Price Book  
December 2014





# Ritorna

Styled to pay quiet homage to Andrea Palladio, master Eighteenth Century architect of Italy's Veneto, Ritorna modules are combined to create efficient work centers for private offices or open areas. Ritorna modules allow the designer to address user needs without resorting to custom furniture specifications.

# Table of Contents

Product Information .....	1	Corners .....	12
Conditions of Sale/Terms & Conditions ...	1	Credenzas .....	13 - 14
Non-Standard Product Information .....	1	Desk Extensions .....	15
Warranty.....	2	Credenza Towers.....	16
Grommets.....	3	Hutches .....	17 - 19
Wood Finishes .....	4	Wall Hung Cabinets.....	20 - 22
Metal Finishes.....	5	Vertical Storage.....	23 - 26
Casegood Specifications & Edge/Coping Details .....	5	Bookcases.....	27 - 28
Order Example .....	6	Reception Stations.....	29 - 30
Desks .....	7 - 9	Conference Tables.....	31 - 32
Returns .....	10	Buffet Credenza .....	33
Bridges .....	11	Casegood Accessories .....	34 - 36

### Product Design / Specification Variations

- M Custom reserves the right to change, modify, or improve designs, specifications and details without prior notice.

### Optional Features

- The word OPTION, OPTIONAL, OPTIONS, or ACCESSORY refer to items that are available at an additional price above the published list price of any model.

### Drawer & Door Pulls

- Drawer and door pulls are standard and are located as shown on the line drawings in the Price List, page 6.
- Pulls are available in Matte Black, Brushed Aluminum, Satin Nickel, and Antique Bronze.

### Grommets

- Grommets are optional, except in those instances noted in the Price List, and shown in the line drawings. Please specify type, finish, and position when ordering. Items noted in the Price List that include a grommet are assigned the #4 black plastic as standard. If another is desired, please specify.
- See Optional Features, page 5, for finish selection and pricing.

### Work Surface Heights

- Desk, Credenza, and Return Work Surfaces are 29" high.

### Drawer Construction / Filing & Storage Features

- All drawer bodies are constructed of 9-ply baltic birch plywood. The drawer body is sealed, sanded, and lacquered.
- Letter width file drawers accommodate letter size hanging file folders front to back or letter or legal width side to side.
- Legal width file drawers accommodate legal size hanging folders front to back or letter or legal width side to side.
- Lateral file drawers accommodate letter and legal sizes filing side to side.
- Center drawers are optional on all work surfaces unless otherwise stated in the Price list. A solid maple pencil tray is included.
- Box drawers are supplied with an adjustable maple partition. Box drawers are supplied with pencil tray in top drawer unless center drawer option is utilized. (One pencil tray per desk.)
- All box drawers are standard with full extension ball bearing slides.
- All file drawers are standard with 1 inch over travel full extension ball bearing slides.

### Locking Mechanism / Safety Interlock

- Individual pedestal lock is standard on all desk, return, and credenza drawer pedestals, and on lateral file drawers.
- Desks and Returns are keyed alike. Specify if other individual pieces are to be keyed alike.
- All three and four high lateral file drawers are equipped with an anti-tilt mechanism.

### Hinged Doors

- Hinged doors are mounted with 110 degree concealed hinges.

### General Product Specifications

- Tops are 1 1/2" thick with 7/8" solid wood band and edge detail on work surface leading edges. End edges are 1/8" thick solid wood bands.
- All drawer and door fronts, front panels, desk ends, and return panels feature sequence matched veneers.
- All floor casegoods have adjustable glides.
- All backs and back panels are finished unless noted otherwise.

### Environment

- M Custom Furniture is committed to minimizing our environmental impact and aspire to achieve environmental excellence through our everyday business practices and operations. As one of our guiding principles, this drives the way we conduct business and work with our customers and vendors. We make it a priority to utilize sustainable recycled products whenever possible and work toward offering our customers the highest quality and environmentally friendly products.

### Terms

- Payment terms are Net 30 days from date of invoice for accredited accounts (open accounts).
- Balances remaining unpaid after 30 days from date of invoice are considered delinquent and are subject to a 1½% per month finance charge (18% annual rate). Delinquent customers with open account status are liable for all reasonable collection costs including, but not limited to, attorney's fees.
- M Custom will notify the customer of the date of order completion and shipment, and the shipment date will become the date of the invoice.
- M Custom may cancel or change a customer's credit terms at its discretion.
- M Custom may request progressive payments, an advance payment, or a deposit any time a special project execution, project size, or the customer's credit standing make such a request reasonable.

- Shipments to customers without open account status are made "Pro Forma" Net Cash prior to shipments anytime project execution, project size, or a customer's credit standing make such a request reasonable.

### Order Confirmation & Acknowledgement

- All orders must be accompanied by a signed purchase order, and are subject to final acceptance by M Custom.
- M Custom's written order acknowledgement is the final agreement between the customer and M Custom and supersedes all prior oral and written statements.
- All orders are acknowledged at net prices.
- The Shipping date placed on any M Custom quotation or acknowledgement is an estimate only; it is not an essential term of the agreement between the customer and M Custom.
- M Custom shall not be liable for any delay or inability to deliver any merchandise ordered when such delay or inability is due to strikes or labor difficulties, fire, flood, or other natural calamity, failure of usual sources of supply, war, riot, or any other cause beyond M Custom's reasonable control.

### Changes Orders & Cancellations

- Following M Custom's acceptance and acknowledgement, the factory is not required to accept a subsequently requested change. As a courtesy to our customers, requests for changes may be honored if received in writing prior to the commencement of production.
- Authorized order revisions may be subject to rescheduled shipping dates and price adjustments for material, labor, and administrative costs, and will be re-acknowledged accordingly.
- M Custom's acceptance of an order is final and binding and not subject to cancellation by customer without M Custom's written consent.
- Cancelled order may be subject to cancellation or restocking charges based on costs incurred.

### Shipping Procedures

- Shipments are received at our loading gate alongside the customer's carrier in new and good condition. Title and all risk of loss or damage passes to the customer at that moment, and no responsibility for loading is assumed by the factory.
- The Customer is to arrange for the carrier. If no carrier is designated by completion of the order, M Custom will use its best judgement in selecting a "best way" carrier on behalf of the customer. The customer should designate carriers which will blanket wrap the merchandise.

- All weights indicated on the price list are approximate.

#### Freight Handling Procedures

- M Custom Furniture takes every reasonable precaution to assure the carrier's proper inspection and loading of outgoing merchandise, but is not responsible for damage suffered in loading, transit, or storage.
- It is the customer's responsibility to examine all shipments promptly upon receipt.
- If a shipment is received with missing or damaged pieces, the freight bill should be so endorsed and a claim filed by the customer with the carrier.

#### Storage of Completed Goods

- Customer-requested delays in shipment beyond the estimated shipping date as entered on the order may require that M Custom transfer the merchandise to storage on the customer's behalf.
- Transfer to storage and storage costs will be at the customer's expense and will constitute delivery to customer for all purposes including invoicing, payment, and risk.

#### Returns

- No merchandise may be returned without written factory authorization and specific shipping instructions.
- Unauthorized returned merchandise will not be accepted and will be returned to the shipper freight collect.
- Returned merchandise requiring refurbishing or repair may be subject to additional charges or full charges.

#### Special Construction Requests

- M Custom will modify standard models to satisfy a special need or application. Please contact factory for special quotation.

#### Custom Projects

- M Custom defines CUSTOM as anything other than standard catalog item or a special construction.
- Please contact factory with your custom project specifications. Available upon request is a list of M Custom's major custom installations.

#### M Custom Warranty & Its Limitations

- M Custom's furniture is manufactured in accordance with very high standards of quality and is warranted to the original purchaser to be free from defects in materials and workmanship for one year from date of invoice.
- This warranty does not apply to damage in transit or any defects occasioned by

neglect, abuse, or alteration, or resulting from assembly, installation, or accident.

- M Custom's obligation under this warranty is limited to repair, replacement, or refund of the original purchase price, at the sole option of M Custom.
- Due to natural variations which cannot be controlled, M Custom does not warranty the grain pattern, texture, or color of wood. Finish samples serve to represent overall appearances and cannot be guaranteed as exact matches.
- Genuine leather is a product of nature and will, on occasion, include such markings as healed scars, scratches, and stretch marks. M Custom cannot, therefore, guarantee that any leather, COL or otherwise, will be free of these unique characteristics.
- THIS WARRANTY IS IN LIEU OF ANY OTHER WARRANTIES OR CONDITIONS, INCLUDING ANY IMPLIED WARRANTIES OF MERCHANTABILITY OR WARRANTY THAT ANY INDIVIDUAL ITEM IS SUITABLE OR FIT FOR ANY PARTICULAR PURPOSE OR USE.
- THE REPAIR OR REPLACEMENT OF THE PRODUCT OR THE RETURN OF THE PURCHASE PRICE AS PROVIDED HEREIN CONSTITUTES THE FULL LIABILITY OF M CUSTOM AND IS THE EXCLUSIVE REMEDY OF THE BUYER.
- IT IS EXPRESSLY AGREED THAT M CUSTOM SHALL NOT BE LIABLE TO COMMERCIAL LOSS OR ANY CONSEQUENTIAL OR OTHER DAMAGES THAT MAY ARISE AS A RESULT OF ANY DEFECT OR FAULT OR THE PRODUCT.
- THE BUYER HEREBY AGREES THAT THE TERMS AND CONDITIONS OF THE FOREGOING WARRANTY AND LIMITATIONS OF LIABILITY ARE A MATERIAL PART OF THE PURCHASE AGREEMENT FOR PURCHASE OF M CUSTOM PRODUCTS AND THE BUYER AGREES TO BE BOUND THEREBY.

## M CUSTOM FURNITURE INC.

Classic Design and  
Craftsmanship.

M Custom Furniture has been long respected as a high-quality custom furniture manufacturer by designers, architects and interior design professionals. M Custom has perfected its uncompromising standards of design, quality and service for over 30 years.

We approach each assignment with enthusiasm and a commitment to making every project our best ever. Years of doing things right, and our pride in the results, nurture self-imposed quality standards—which we refuse to compromise.

This expertise is now embodied into M Custom furniture's accomplished new lines of classic wood casegoods. Hand crafted and manufactured for smart companies, these works of art provide timeless style and practical functionality essential for today's fluid work place environments.

At M Custom, we articulate enduring good taste and practicality by using the finest materials and manufacturing methods. Every piece is built to last, with attention to exquisite detail. As you would expect, M Custom Furniture delivers unparalleled service and support, which are valued in our business relationships.

We invite your inquiries.



5355 N 51st Avenue  
Suite 19  
Glendale, AZ  
85301

p 623.587.9000  
f 623.587.8881

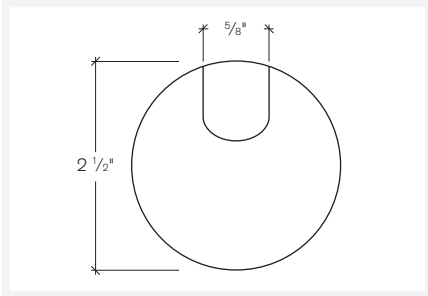
[mcustomfurniture.com](http://mcustomfurniture.com)

# Ritorna | GROMMETS

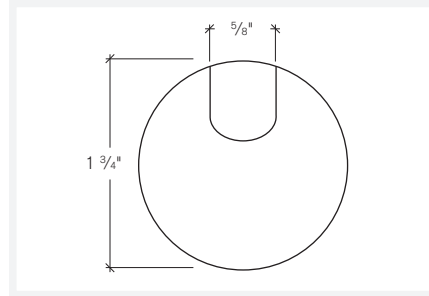
Grommets are optional on all Ritorna, Alessa, Imera, Bella desks, credenza's returns, bridges, and desk extensions. Standard grommet is #4 black plastic; other finishes available—see below.

---

GROMMET #4



GROMMET #3



---

## OPTIONAL GROMMETS FINISHES

list price	finishes
BK – Black (standard)	\$50
SN – Satin Nickel	\$75
CH – Chrome	\$75

---

## NOTE

When placing order, please be sure to specify grommet size, finish and location.

**WOOD SPECIES**

---

All external wood parts used in the manufacturing of M Custom casegoods are of the highest grade Cherry or Maple solids and veneers unless otherwise specified. Like all natural materials, they are subject to variations in grain and coloration. It is important when ordering product to specify the wood species desired by inserting either a "C" for Cherry or an "M" for Maple veneer on purchase order. Other wood species available; please contact factory or local representative.

**FINISHES**

---

M Custom finishes have been developed to be compatible with finishes in today's market. Finish specifications must be shown on each order.

**STANDARD FINISHES**

M Custom offers a choice of ten (10) standard finishes on Cherry or Maple wood.

Prices represented in the Price List include the choice of any of these finishes:

NC – Natural Cherry	MC – Medium Cherry
PO – Port	CD – Cordovan
NU – Nubi	RD – Rose
AC – Amber Cherry	MH – Mahogany
TC – Trent Cherry	WL – Walnut

M Custom also offers two (2) additional finishes in Maple Wood.

SH – Shanta	CM – Clear Maple
-------------	------------------

**CUSTOM FINISHES**

---

A custom wood-finish sample must accompany the purchase order.

Orders specifying custom finishes will be scheduled into regular production upon receipt of an approved finish sample.

**NOTES**

---

Finished pieces may vary in tone and character.

No guarantee can be made of an exact match.

All casegood finishes have a standard 40 sheen.

# Ritorna

METAL FINISHES / EDGE & COPING DETAIL / PULL SPECIFICATIONS

## HARDWARE FINISHES

CODE	DESCRIPTION	LIST PRICE
SN	Satin Nickel	Included
BK	Black	Included


## STAND OFF FINISHES

CODE	DESCRIPTION	LIST PRICE
SN	Satin Nickel	Included
BK	Black	\$188

## TABLE BASE FINISHES

CODE	DESCRIPTION	LIST PRICE
SN	Satin Nickel	Included
BK	Black – Standard	Included
CH	Chrome	Included
AB	Antique Bronze	Included


## EDGE & COPING DETAIL



Detail Code  
Ritorna  
**R**



Detail Code  
Allesa  
**A**

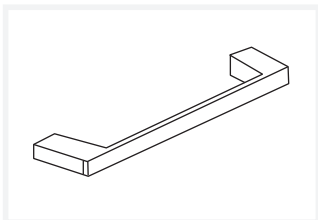


Detail Code  
Immera  
**IM**

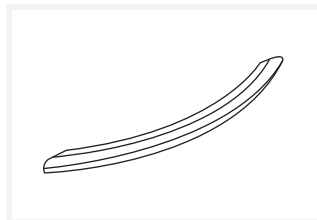


Detail Code  
Bella  
**B**

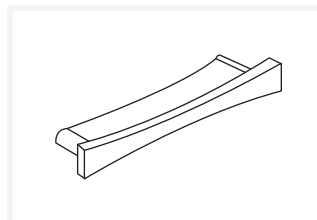
## PULL HARDWARE OPTIONS



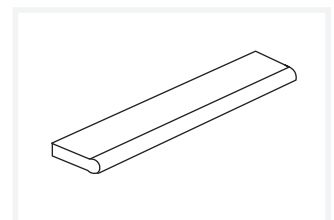
Wire  
**WR**



Bow  
**BO**

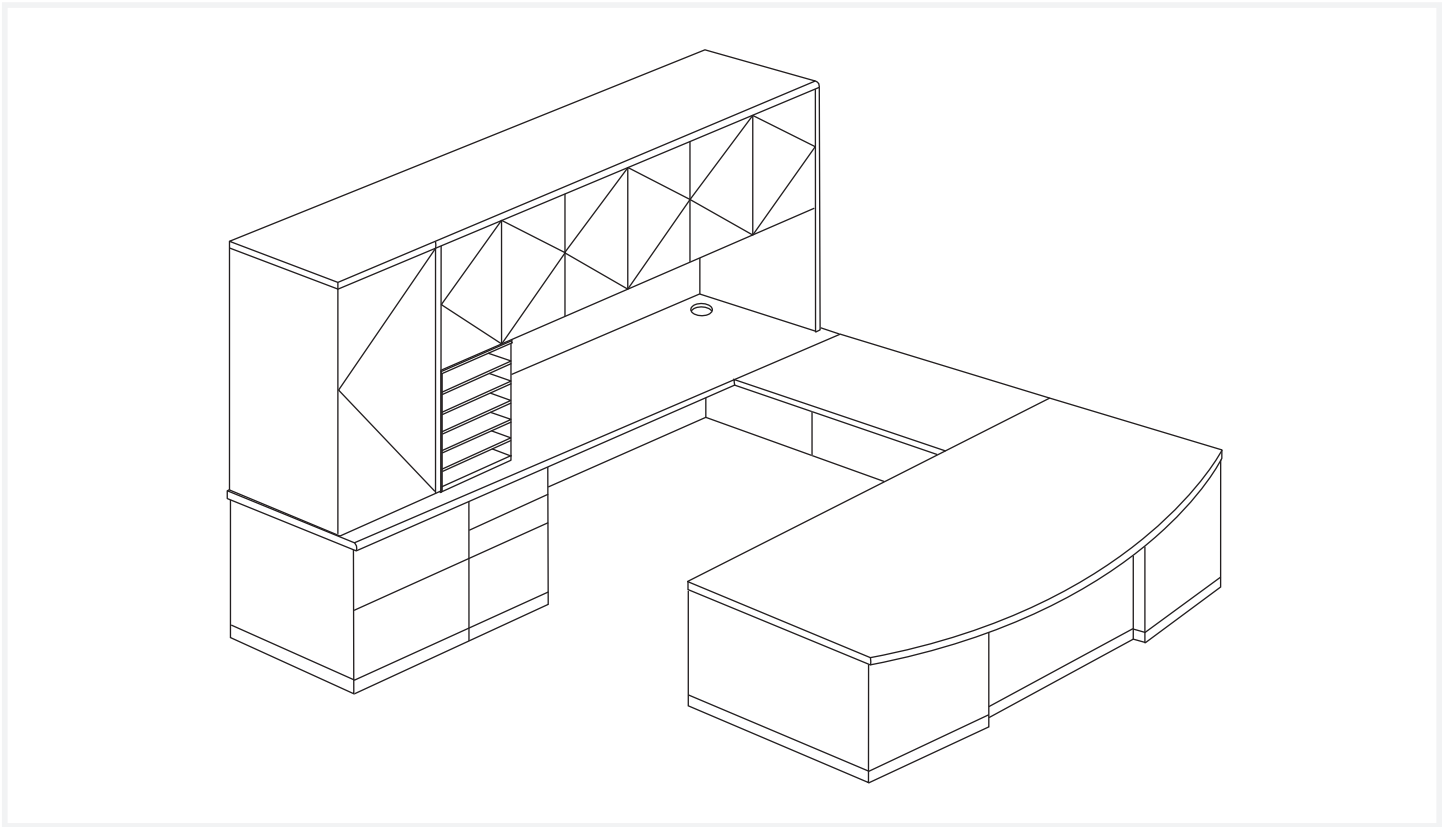


Brow  
**BR**



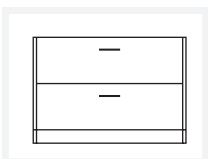
Bar  
**BA**





ORDER EXAMPLE

MODEL NUMBER	DESCRIPTION	EDGE	PEDESTAL	PULL STYLE	GROMMET FINISH	WOOD/FINISH	LIST PRICE
D SBR3672	Single Bow Desk	R	A	WR		M / CD	\$3,265
R B2248	Bridge	R				M / CD	\$973
S IO2496	Credenza	R	F36/A	WR	4SN	M / CD	\$4,546
S T SD18	Hinge Door Tower	R		WR		M / CD	\$2,161
S HD78	Hutch	R		WR		M / CD	\$3,876
PO	Paper Organizer					M / CD	\$655
TC	Top Cap	R				M / CD	\$864
Total							\$16,340



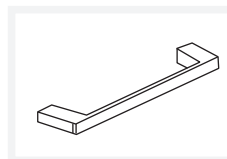
F 36 \$1355



A \$966



Detail Code  
Ritorna  
**R**

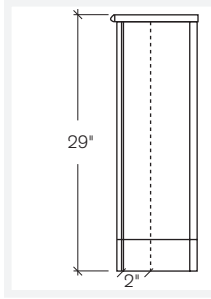
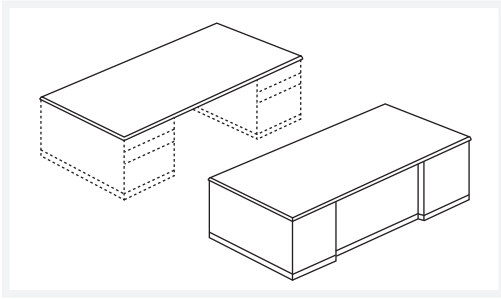


Wire  
**WR**

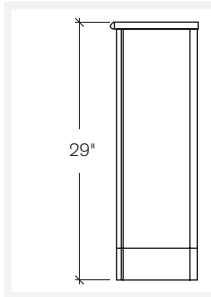
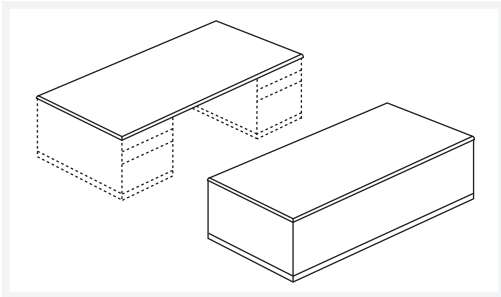
# Ritorna

DESKS

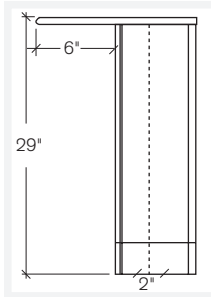
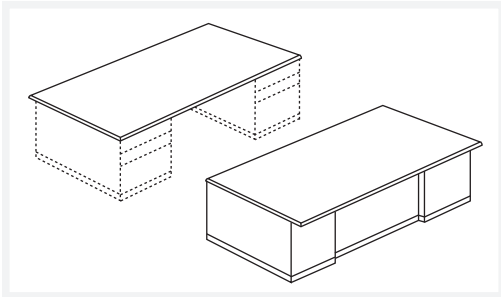
## DOUBLE PEDESTAL DESK – STRAIGHT RECESS



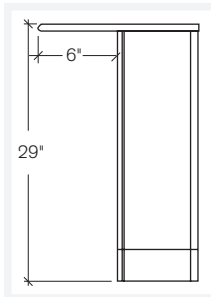
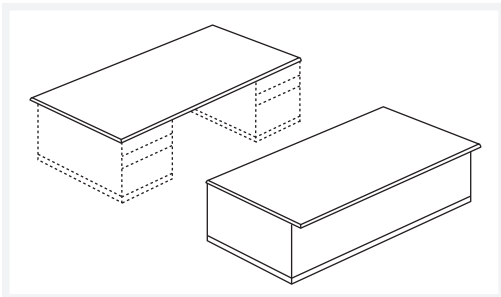
## DOUBLE PEDESTAL DESK – STRAIGHT FLAT



## DOUBLE PEDESTAL DESK – OVERHANG RECESS



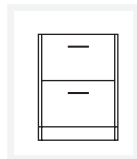
## DOUBLE PEDESTAL DESK – OVERHANG FLAT



## PEDESTAL OPTIONS FOR DESKS



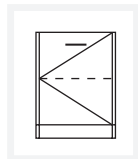
A  
Included



B  
Included



C  
Included



D  
Included

model number	size			list price	est. lbs.
	D	W	H		
D DSR 3066	30	66	29	\$4396	400
D DSR 3666	36	66	29	\$4560	420
D DSR 3072	30	72	29	\$4470	415
D DSR 3672	36	72	29	\$4640	425
D DSR 3678	36	78	29	\$4721	430
D DSR 4278	42	78	29	\$4897	445
D DSR 4284	42	84	29	\$4984	450

*Please specify pedestal and left to right configuration at sitting.*

D DSF 3066	30	66	29	\$3844	400
D DSF 3666	36	66	29	\$3979	420
D DSF 3072	30	72	29	\$3906	415
D DSF 3672	36	72	29	\$4047	425
D DSF 3678	36	78	29	\$4115	430
D DSF 4278	42	78	29	\$4261	445
D DSF 4284	42	84	29	\$4334	450

*Please specify pedestal and left to right configuration at sitting.*

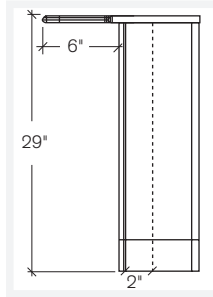
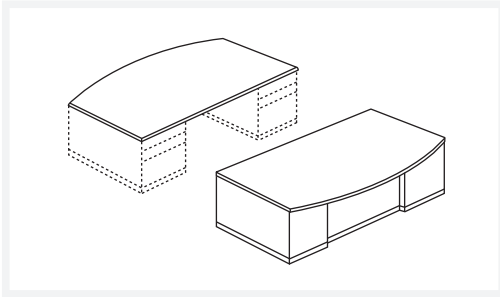
D DOR 3066	30	66	29	\$3958	400
D DOR 3666	36	66	29	\$4101	420
D DOR 3072	30	72	29	\$4022	415
D DOR 3672	36	72	29	\$4171	425
D DOR 3678	36	78	29	\$4242	430
D DOR 4278	42	78	29	\$4396	445
D DOR 4284	42	84	29	\$4472	450

*Please specify pedestal and left to right configuration at sitting.*

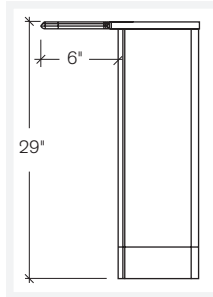
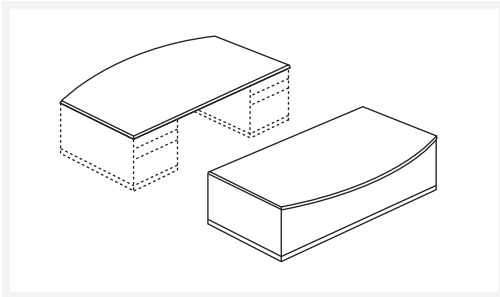
D DOF 3066	30	66	29	\$3888	400
D DOF 3666	36	66	29	\$4031	420
D DOF 3072	30	72	29	\$3953	415
D DOF 3672	36	72	29	\$4102	425
D DOF 3678	36	78	29	\$4172	430
D DOF 4278	42	78	29	\$4327	445
D DOF 4284	42	84	29	\$4403	450

*Please specify pedestal and left to right configuration at sitting.*

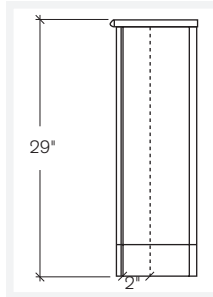
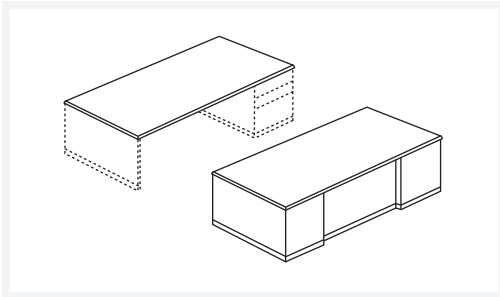
**DOUBLE PEDESTAL DESK – BOW RECESS**



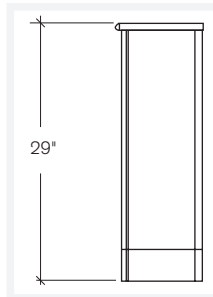
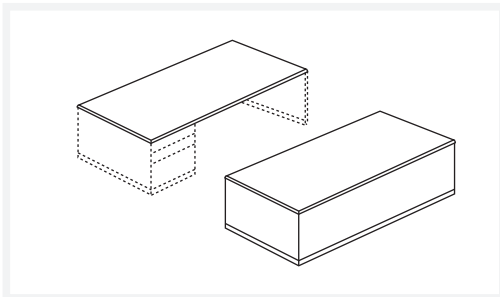
**DOUBLE PEDESTAL DESK – BOW FLAT**



**SINGLE PEDESTAL DESK – STRAIGHT RECESS**



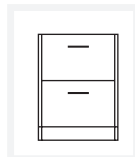
**SINGLE PEDESTAL DESK – STRAIGHT FLAT**



**PEDESTAL OPTIONS FOR DESKS**



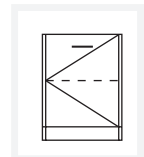
A  
Included



B  
Included



C  
Included



D  
Included

model number	size			list price	est. lbs.
	D	W	H		
D DBR 3066	30	66	29	\$4535	435
D DBR 3666	36	66	29	\$4672	450
D DBR 3072	30	72	29	\$4591	445
D DBR 3672	36	72	29	\$4761	460
D DBR 3678	36	78	29	\$4849	465
D DBR 4278	42	78	29	\$5026	495
D DBR 4284	42	84	29	\$5121	505

*Please specify pedestal and left to right configuration at sitting.*

D DBF 3066	30	66	29	\$3955	435
D DBF 3666	36	66	29	\$4095	450
D DBF 3072	30	72	29	\$4025	445
D DBF 3672	36	72	29	\$4170	460
D DBF 3678	36	78	29	\$4275	465
D DBF 4278	42	78	29	\$4397	495
D DBF 4284	42	84	29	\$4478	505

*Please specify pedestal and left to right configuration at sitting.*

D SSR 3066	30	66	29	\$2807	365
D SSR 3666	36	66	29	\$2931	385
D SSR 3072	30	72	29	\$2872	370
D SSR 3672	36	72	29	\$3001	410
D SSR 3678	36	78	29	\$3072	415
D SSR 4278	42	78	29	\$3207	435
D SSR 4284	42	84	29	\$3283	440

*Please specify pedestal and left or right configuration. LT - return on left at sitting. RT - return on right at sitting. Please specify LT/RT when ordering.*

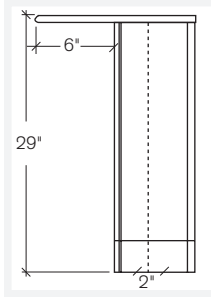
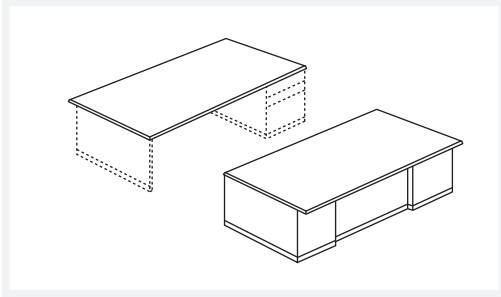
D SSF 3066	30	66	29	\$2737	365
D SSF 3666	36	66	29	\$2860	385
D SSF 3072	30	72	29	\$2801	370
D SSF 3672	36	72	29	\$2931	410
D SSF 3678	36	78	29	\$3001	415
D SSF 4278	42	78	29	\$3137	435
D SSF 4284	42	84	29	\$3213	440

*Please specify pedestal and left or right configuration. LT - return on left at sitting. RT - return on right at sitting. Please specify LT/RT when ordering.*

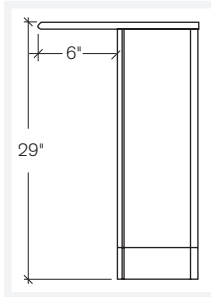
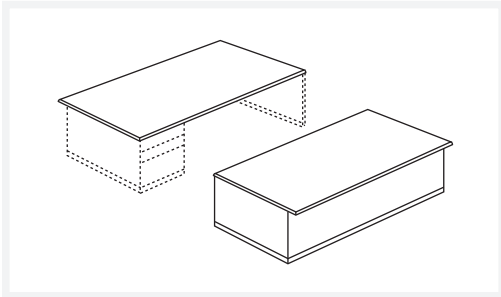
# Ritorna

DESKS

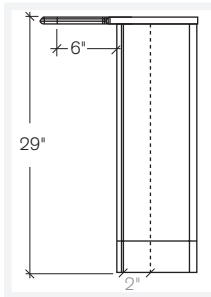
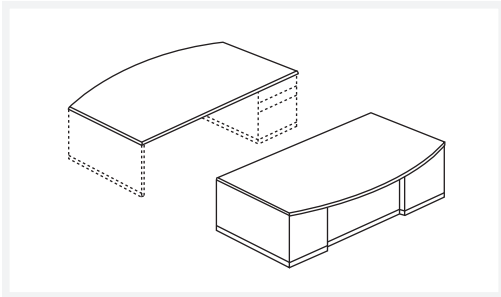
## SINGLE PEDESTAL DESK – OVERHANG RECESS



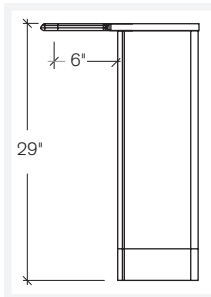
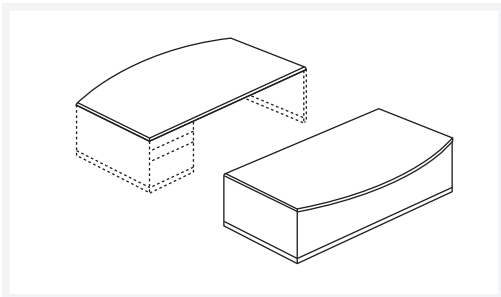
## SINGLE PEDESTAL DESK – OVERHANG FLAT



## SINGLE PEDESTAL DESK – BOW RECESS



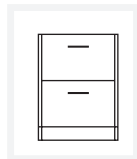
## SINGLE PEDESTAL DESK – BOW FLAT



## PEDESTAL OPTIONS FOR DESKS



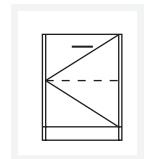
A  
Included



B  
Included



C  
Included



D  
Included

model number	size			list price	est. lbs.
	D	W	H		
D SOR 3066	30	66	29	\$2955	365
D SOR 3666	36	66	29	\$3092	385
D SOR 3072	30	72	29	\$3027	370
D SOR 3672	36	72	29	\$3171	410
D SOR 3678	36	78	29	\$3249	415
D SOR 4278	42	78	29	\$3399	435
D SOR 4284	42	84	29	\$3484	440

Please specify pedestal and left or right configuration.  
 LT - return on left at sitting. RT - return on right at sitting.  
 Please specify RT/LT when ordering.

D SOF 3066	30	66	29	\$2679	365
D SOF 3666	36	66	29	\$2803	385
D SOF 3072	30	72	29	\$2743	370
D SOF 3672	36	72	29	\$2873	410
D SOF 3678	36	78	29	\$2944	415
D SOF 4278	42	78	29	\$3079	435
D SOF 4284	42	84	29	\$3155	440

Please specify pedestal and left or right configuration.  
 LT - return on left at sitting. RT - return on right at sitting.  
 Please specify RT/LT when ordering.

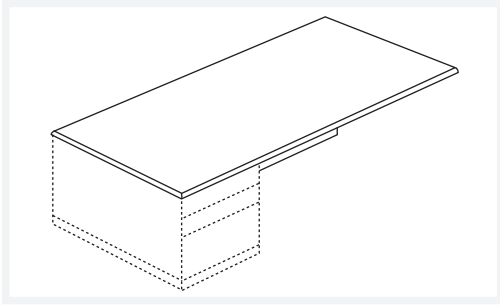
D SBR 3066	30	66	29	\$3049	395
D SBR 3666	36	66	29	\$3186	415
D SBR 3072	30	72	29	\$3121	410
D SBR 3672	36	72	29	\$3265	430
D SBR 3678	36	78	29	\$3343	435
D SBR 4278	42	78	29	\$3493	465
D SBR 4284	42	84	29	\$3578	480

Please specify pedestal and left or right configuration.  
 LT - return on left at sitting. RT - return on right at sitting.  
 Please specify RT/LT when ordering.

D SBF 3066	30	66	29	\$2770	395
D SBF 3666	36	66	29	\$2894	415
D SBF 3072	30	72	29	\$2835	410
D SBF 3672	36	72	29	\$2964	430
D SBF 3678	36	78	29	\$3035	435
D SBF 4278	42	78	29	\$3170	465
D SBF 4284	42	84	29	\$3246	480

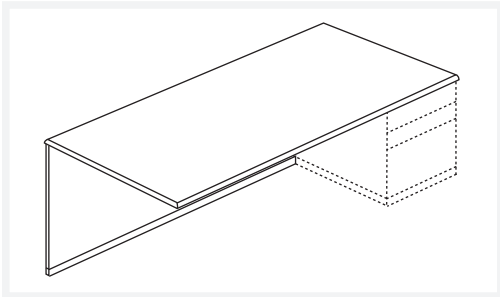
Please specify pedestal and left or right configuration.  
 LT - return on left at sitting. RT - return on right at sitting.  
 Please specify RT/LT when ordering.

RETURN – LEFT HAND



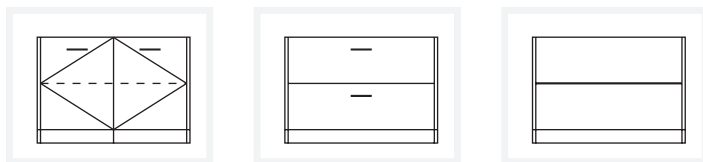
All returns include one (1) A, B, C, D pedestal.

RETURN – RIGHT HAND



All returns include one (1) A, B, C, D pedestal.

PEDESTAL OPTIONS FOR RETURNS.  
ACCESS PANELS AVAILABLE, PLEASE SEE OPTIONS PG. 36.



E 30 \$1180  
E 36 \$1225

F 30 \$1290  
F 36 \$1355

G 30 \$1090  
G 36 \$1145



A  
Included

B  
Included

C  
Included

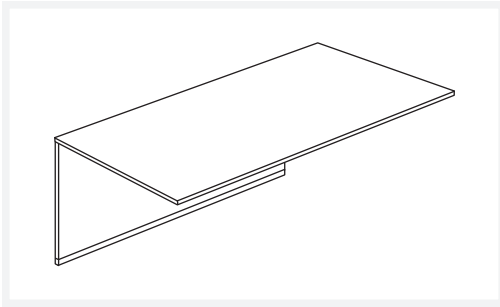
D  
Included

model number	size			list price	est. lbs.
	D	W	H		
R L 2242	22	42	29	\$2300	225
R L 2248	22	48	29	\$2369	235
R L 2254	22	54	29	\$2437	245
R L 2260	22	60	29	\$2506	255
R L 2266	22	66	29	\$2575	265
R L 2272	22	72	29	\$2643	275
R L 2278	22	78	29	\$2712	290
R L 2284	22	84	29	\$2781	315
R L 2290	22	90	29	\$2850	335
R L 2296	22	96	29	\$2918	355
R L 2442	24	42	29	\$2336	225
R L 2448	24	48	29	\$2407	235
R L 2454	24	54	29	\$2478	245
R L 2460	24	60	29	\$2549	255
R L 2466	24	66	29	\$2620	265
R L 2472	24	72	29	\$2691	275
R L 2478	24	78	29	\$2762	290
R L 2484	24	84	29	\$2833	315
R L 2490	24	90	29	\$2904	335
R L 2496	24	96	29	\$2975	355

R R 2242	22	42	29	\$2300	225
R R 2248	22	48	29	\$2369	235
R R 2254	22	54	29	\$2437	245
R R 2260	22	60	29	\$2506	255
R R 2266	22	66	29	\$2575	265
R R 2272	22	72	29	\$2643	275
R R 2278	22	78	29	\$2712	290
R R 2284	22	84	29	\$2781	315
R R 2290	22	90	29	\$2850	335
R R 2296	22	96	29	\$2918	355
R R 2442	24	42	29	\$2336	225
R R 2448	24	48	29	\$2407	235
R R 2454	24	54	29	\$2478	245
R R 2460	24	60	29	\$2549	255
R R 2466	24	66	29	\$2620	265
R R 2472	24	72	29	\$2691	275
R R 2478	24	78	29	\$2762	290
R R 2484	24	84	29	\$2833	315
R R 2490	24	90	29	\$2904	335
R R 2496	24	96	29	\$2975	355

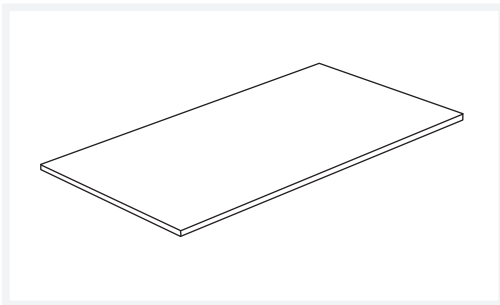
# Ritorna | BRIDGES

## BRIDGE



*Access panels available, please see options pg. 36.*

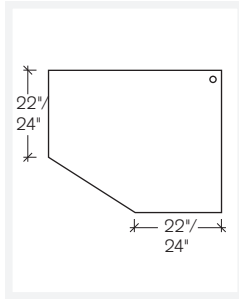
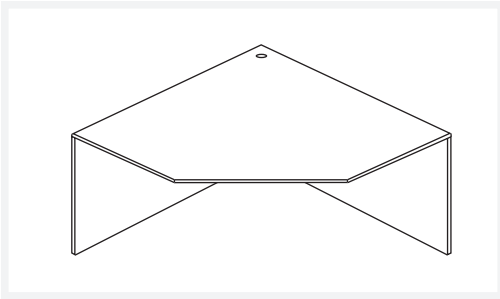
## BRIDGE TOP



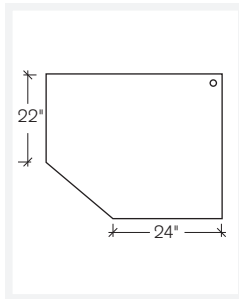
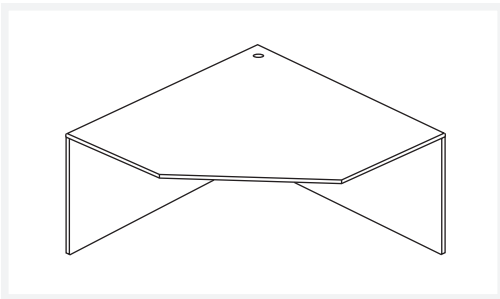
model number	size			list price	est. lbs.
	D	W	H		
R B 2242	22	42	29	\$905	85
R B 2248	22	48	29	\$973	90
R B 2254	22	54	29	\$1042	95
R B 2260	22	60	29	\$1111	100
R B 2266	22	66	29	\$1179	105
R B 2442	24	42	29	\$927	85
R B 2448	24	48	29	\$998	90
R B 2454	24	54	29	\$1069	95
R B 2460	24	60	29	\$1140	100
R B 2466	24	66	29	\$1211	105

R T 2242	22	42	29	\$563	50
R T 2248	22	48	29	\$592	55
R T 2254	22	54	29	\$621	60
R T 2260	22	60	29	\$650	65
R T 2266	22	66	29	\$678	70
R T 2442	24	42	29	\$580	50
R T 2448	24	48	29	\$611	55
R T 2454	24	54	29	\$642	60
R T 2460	24	60	29	\$673	65
R T 2466	24	66	29	\$704	70

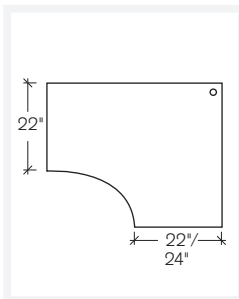
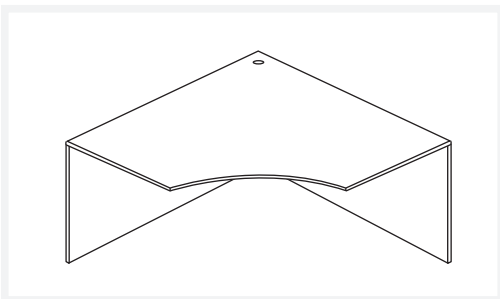
CORNER – 45° SYMMETRICAL ENDS



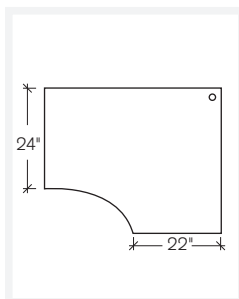
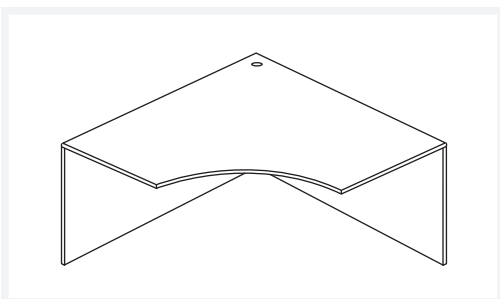
CORNER – 45° ASYMMETRICAL ENDS



CORNER – RADIUS SYMMETRICAL ENDS



CORNER – RADIUS ASYMMETRICAL ENDS



model number	size			list price	est. lbs.
	D	x	W x H		

R CSS 2236	36	36	29	\$2053	160
------------	----	----	----	--------	-----

R CSS 2242	42	42	29	\$2129	170
------------	----	----	----	--------	-----

*Connects to 22" bridge or credenza. Price includes 2 1/2" black grommet*

R CSS 2442	42	42	29	\$2149	170
------------	----	----	----	--------	-----

R CSS 2448	48	48	29	\$2288	185
------------	----	----	----	--------	-----

*Connects to 24" bridge or credenza. Price includes 2 1/2" black grommet*

R CSA 2242 LT	42	36	29	\$2246	160
---------------	----	----	----	--------	-----

R CSA 2248 LT	48	42	29	\$2183	170
---------------	----	----	----	--------	-----

*Left hand connect to 22" top. Price includes 2 1/2" black grommet*

R CSA 2442 RT	42	36	29	\$2062	170
---------------	----	----	----	--------	-----

R CSA 2448 RT	48	42	29	\$2203	185
---------------	----	----	----	--------	-----

*Right hand connect to 24" top. Price includes 2 1/2" black grommet*

R CRS 2236	36	36	29	\$2178	160
------------	----	----	----	--------	-----

R CRS 2242	42	42	29	\$2273	170
------------	----	----	----	--------	-----

*Connects to 22" bridge or credenza. Price includes 2 1/2" black grommet*

R CRS 2442	42	42	29	\$2293	170
------------	----	----	----	--------	-----

R CRS 2448	48	48	29	\$2447	185
------------	----	----	----	--------	-----

*Connects to 24" bridge or credenza. Price includes 2 1/2" black grommet*

R CRA 2242 RT	42	36	29	\$2191	170
---------------	----	----	----	--------	-----

R CRA 2248 RT	48	42	29	\$2339	185
---------------	----	----	----	--------	-----

*Right hand connect to 22" top. Price includes 2 1/2" black grommet*

R CRA 2442 LT	42	36	29	\$2171	160
---------------	----	----	----	--------	-----

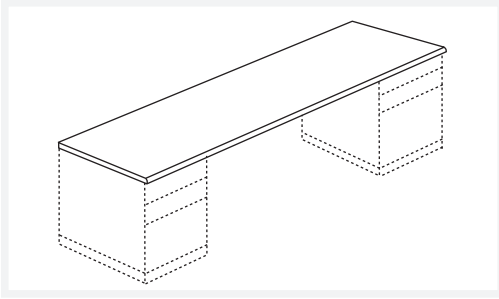
R CRA 2448 LT	48	42	29	\$2319	170
---------------	----	----	----	--------	-----

*Left hand connect to 24" top. Price includes 2 1/2" black grommet*

ACCESS PANELS AVAILABLE, PLEASE SEE OPTIONS PG. 36.

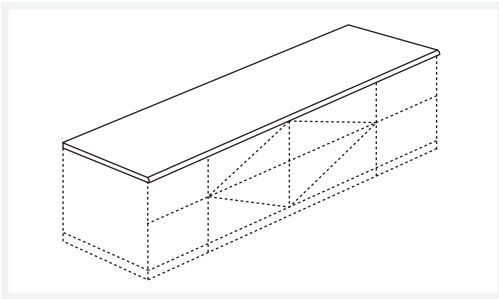
# Ritorna | CREDENZAS

## KNEESPACE CREDENZA



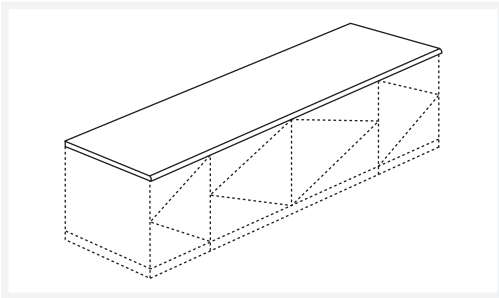
Access panels available, please see options pg. 36.

## FREESTANDING CREDENZA



Access panels available, please see options pg. 36.

## HINGE DOOR CREDENZA



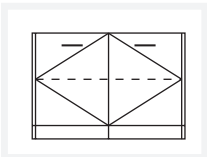
Access panels available, please see options pg. 36.

model number	size			list price	est. lbs.
	D	W	H		
S K 2460	24	60	29	\$3141	390
S K 2466	24	66	29	\$3612	400
S K 2472	24	72	29	\$3672	410
S K 2478	24	78	29	\$3732	420
S K 2484	24	84	29	\$2030	435
S K 2490	24	90	29	\$2060	445
S K 2496	24	96	29	\$2150	460

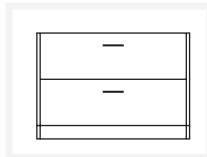
S F 2463	24	63	29	\$3940	385
S F 2469	24	69	29	\$4045	390

S DC 2466	24	66	29	\$3340	370
S DC 2472	24	72	29	\$3445	375
S DC 2478	24	78	29	\$3518	380
S DC 2484	24	84	29	\$3591	395
S DC 2490	24	90	29	\$3665	410
S DC 2496	24	96	29	\$3738	435

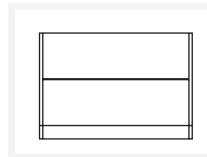
ACCESS PANELS AVAILABLE, PLEASE SEE OPTIONS PG. 36.



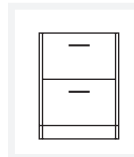
E 30 \$1180  
E 36 \$1225



F 30 \$1290  
F 36 \$1355



G 30 \$1090  
G 36 \$1145



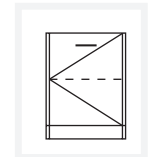
A \$966



B \$966



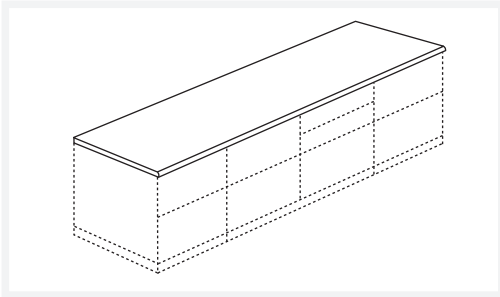
C \$1250



D \$720



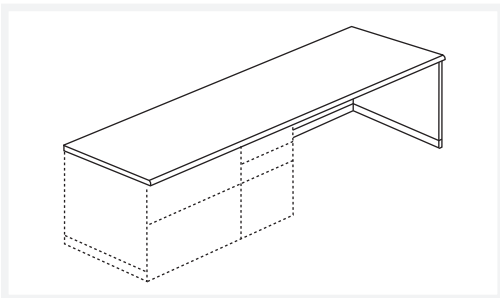
LATERAL FILE CREDENZA



List price reflects shell only.  
Please see pedestal options below.

model number	size			list price	est. lbs.
	D	W	H		
S LC 2466	24	66	29	\$1890	440
S LC 2472	24	72	29	\$1909	450
S LC 2478	24	78	29	\$1969	460
S LC 2484	24	84	29	\$2030	470
S LC 2490	24	90	29	\$2090	480
S LC 2496	24	96	29	\$2150	490
S LC 24102	24	102	29	\$2211	500
S LC 24108	24	108	29	\$2271	510
S LS 24114	24	114	29	\$2331	520
S LC 24120	24	120	29	\$2391	535

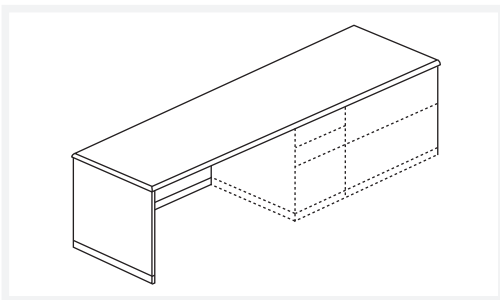
CREDENZA – LEFT HAND



List price reflects shell only.  
Please see pedestal options below.

S IO 2472	24	72	29	\$1909	280
S IO 2478	24	78	29	\$1969	290
S IO 2484	24	84	29	\$2030	320
S IO 2490	24	90	29	\$2090	330
S IO 2496	24	96	29	\$2150	345
S IO 24102	24	102	29	\$2211	355
S IO 24108	24	108	29	\$2271	370
S IO 24114	24	114	29	\$2331	385
S IO 24120	24	120	29	\$2391	405

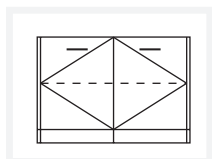
CREDENZA – RIGHT HAND



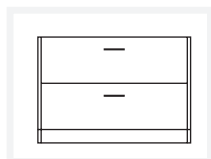
List price reflects shell only.  
Please see pedestal options below.

S OI 2472	24	72	29	\$1909	280
S OI 2478	24	78	29	\$1969	290
S OI 2484	24	84	29	\$2030	320
S OI 2490	24	90	29	\$2090	330
S OI 2496	24	96	29	\$2150	345
S OI 24102	24	102	29	\$2211	355
S OI 24108	24	108	29	\$2271	370
S OI 24114	24	114	29	\$2331	385
S OI 24120	24	120	29	\$2391	405

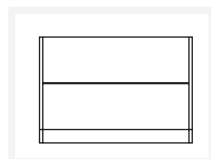
ACCESS PANELS AVAILABLE, PLEASE SEE OPTIONS PG. 36.



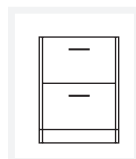
E 30 \$1180  
E 36 \$1225



F 30 \$1290  
F 36 \$1355



G 30 \$1090  
G 36 \$1145



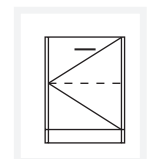
A \$966



B \$966



C \$1250

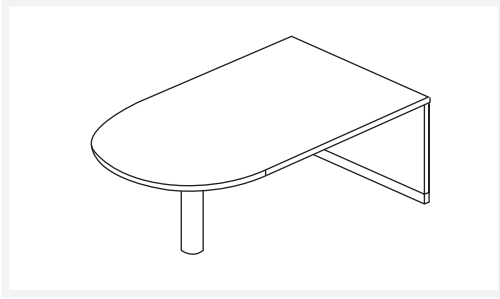


D \$720

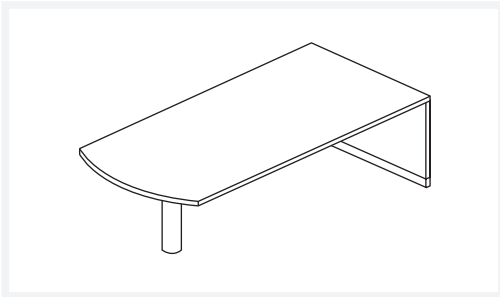
# Ritorna

## DESK EXTENSIONS

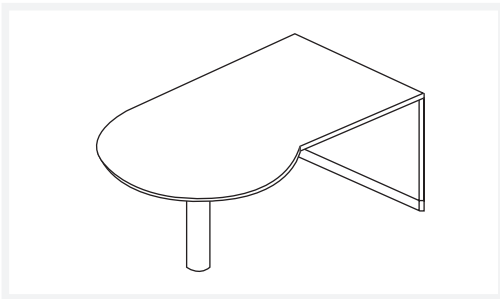
### PENINSULA TOP



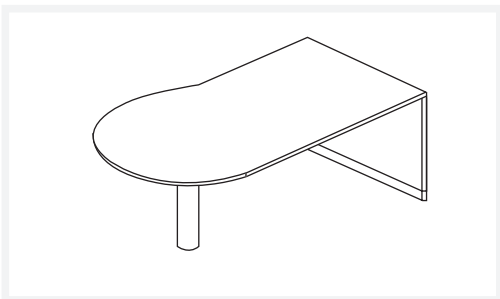
### BOW END TOP



### P-TOP DESK – RIGHT HAND



### P-TOP DESK – LEFT HAND



model number	size			list price	est. lbs.
	D	W	H		
D DT 3072	30	72	29	\$2230	145
D DT 3672	36	72	29	\$2325	160
D DT 3084	30	84	29	\$2319	175
D DT 3684	36	84	29	\$2425	185
D DT 3096	30	96	29	\$2408	180
D DT 3696	36	96	29	\$2526	205

*Desk extension come with black metal legs standard; other finishes available. Please see pg. 5 for options.*

D BE 3072	30	72	29	\$2103	145
D BE 3672	36	72	29	\$2220	160
D BE 3084	30	84	29	\$2192	175
D BE 3684	36	84	29	\$2321	185
D BE 3096	30	96	29	\$2281	180
D BE 3696	36	96	29	\$2421	205

*Desk extension come with black metal legs standard; other finishes available. Please see pg. 5 for options.*

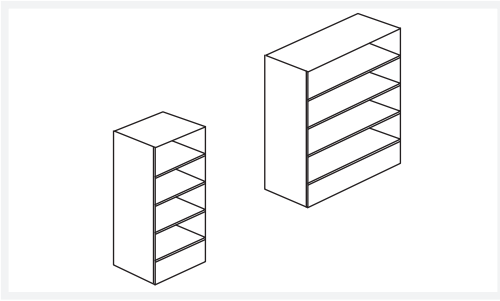
D PR 3072	30/36	72	29	\$2398	160
D PR 3672	36/42	72	29	\$2513	175
D PR 3084	30/36	84	29	\$2498	190
D PR 3684	36/42	84	29	\$2625	210
D PR 3096	30/36	96	29	\$2599	225
D PR 3696	36/42	96	29	\$2737	235

*Desk extension come with black metal legs standard; other finishes available. Please see pg. 5 for options.*

D PL 3072	30/36	72	29	\$2398	160
D PL 3672	36/42	72	29	\$2513	175
D PL 3084	30/36	84	29	\$2498	190
D PL 3684	36/42	84	29	\$2625	210
D PL 3096	30/36	96	29	\$2599	225
D PL 3696	36/42	96	29	\$2737	235

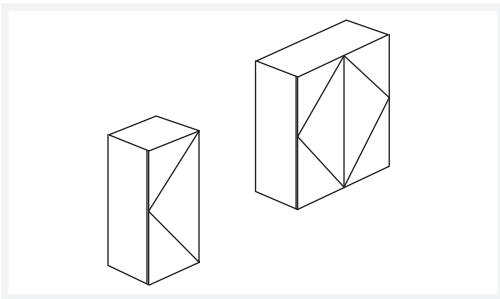
*Desk extension come with black metal legs standard; other finishes available. Please see pg. 5 for options.*

**CREDENZA TOWER – OPEN**



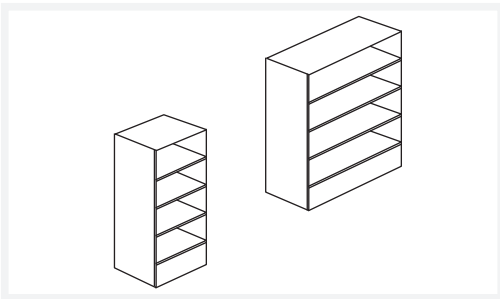
*Optional top cap TC, please add \$108 per linear foot*

**CREDENZA TOWER – HINGED DOOR**



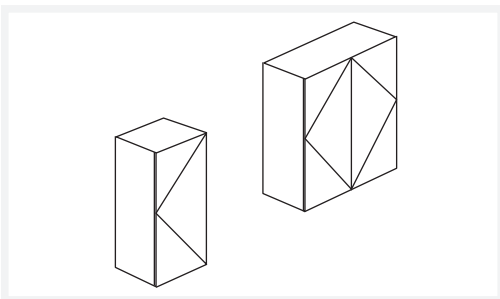
*Optional top cap TC, please add \$108 per linear foot*

**CREDENZA TOWER – OPEN**



*Optional top cap TC, please add \$108 per linear foot*

**CREDENZA TOWER – HINGE DOOR**



*Optional top cap TC, please add \$108 per linear foot*

model number	size			list price	est. lbs.
	D	W	H		
ST SO 18	15	18	43	\$1791	85
ST SO 30	15	30	43	\$1975	95
ST SO 36	15	36	43	\$2068	100

ST SD 18	15 $\frac{7}{8}$	18	43	\$2161	90
ST SD 30	15 $\frac{7}{8}$	30	43	\$2407	105
ST SD 36	15 $\frac{7}{8}$	36	43	\$2550	110

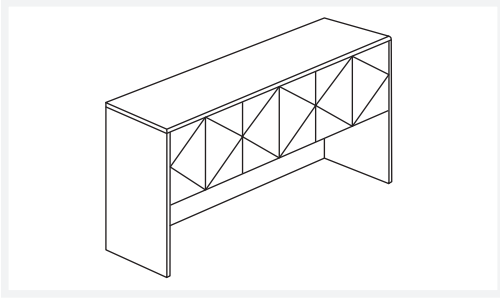
ST DO 18	15	18	43	\$1870	95
ST DO 30	15	30	43	\$2070	105
ST DO 36	15	36	43	\$2170	110

ST DD 18	15 $\frac{7}{8}$	18	43	\$2287	100
ST DD 30	15 $\frac{7}{8}$	30	43	\$2549	110
ST DD 36	15 $\frac{7}{8}$	36	43	\$2707	115

# Ritorna

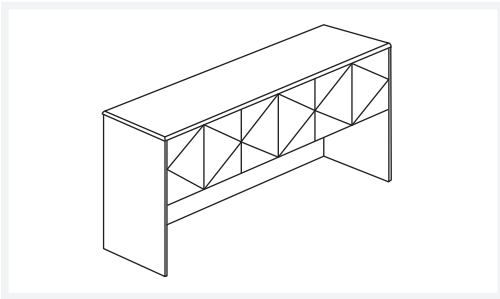
## HUTCH CABINETS

### DOUBLE HIGH HUTCH CABINET



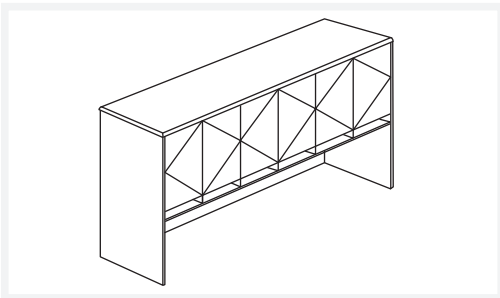
*Optional top cap TC, please add \$108 per linear foot*

### SINGLE HIGH HUTCH CABINET



*Optional top cap TC, please add \$108 per linear foot*

### DOUBLE HIGH HUTCH CABINET WITH CUBBY



*Optional top cap TC, please add \$108 per linear foot*

model number	size			list price	est. lbs.
	D	W	H		
D H D 66	15 $\frac{7}{8}$	66	55	\$3979	280
D H D 72	15 $\frac{7}{8}$	72	55	\$4107	295
D H D 78	15 $\frac{7}{8}$	78	55	\$4236	315
D H D 84	15 $\frac{7}{8}$	84	55	\$4433	330
D H D 90	15 $\frac{7}{8}$	90	55	\$4562	345
D H D 96	15 $\frac{7}{8}$	96	55	\$4691	360
D H D 102	15 $\frac{7}{8}$	102	55	\$4819	375
D H D 108	15 $\frac{7}{8}$	108	55	\$4948	390
D H D 114	15 $\frac{7}{8}$	114	55	\$5145	425
D H D 120	15 $\frac{7}{8}$	120	55	\$5274	440

*Optional task lights are available, see page 34.*

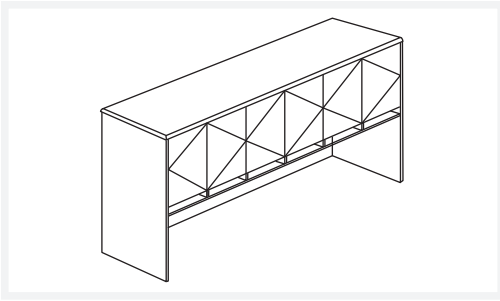
S H D 66	15 $\frac{7}{8}$	66	43	\$3652	270
S H D 72	15 $\frac{7}{8}$	72	43	\$3764	285
S H D 78	15 $\frac{7}{8}$	78	43	\$3876	300
S H D 84	15 $\frac{7}{8}$	84	43	\$4036	315
S H D 90	15 $\frac{7}{8}$	90	43	\$4142	330
S H D 96	15 $\frac{7}{8}$	96	43	\$4253	345
S H D 102	15 $\frac{7}{8}$	102	43	\$4365	360
S H D 108	15 $\frac{7}{8}$	108	43	\$4476	375
S H D 114	15 $\frac{7}{8}$	114	43	\$4631	390
S H D 120	15 $\frac{7}{8}$	120	43	\$4742	425

*Optional task lights are available, see page 34.*

D H DC 66	15 $\frac{7}{8}$	66	55	\$4655	290
D H DC 72	15 $\frac{7}{8}$	72	55	\$4809	305
D H DC 78	15 $\frac{7}{8}$	78	55	\$4963	325
D H DC 84	15 $\frac{7}{8}$	84	55	\$5182	340
D H DC 90	15 $\frac{7}{8}$	90	55	\$5336	360
D H DC 96	15 $\frac{7}{8}$	96	55	\$5489	375
D H DC 102	15 $\frac{7}{8}$	102	55	\$5643	390
D H DC 108	15 $\frac{7}{8}$	108	55	\$5797	410
D H DC 114	15 $\frac{7}{8}$	114	55	\$6016	435
D H DC 120	15 $\frac{7}{8}$	120	55	\$6170	455

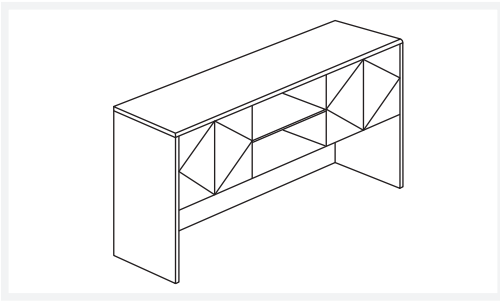
*Optional task lights are available, see page 34.*

**SINGLE HIGH HUTCH WITH CUBBY**



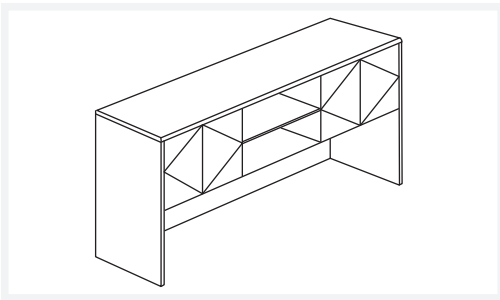
*Optional top cap TC, please add \$108 per linear foot*

**DOUBLE HEIGHT OPEN HUTCH CABINET**



*Optional top cap TC, please add \$108 per linear foot*

**SINGLE HEIGHT OPEN HUTCH CABINET**



*Optional top cap TC, please add \$108 per linear foot*

model number	size			list price	est. lbs.
	D	W	H		
S H DC 66	15 <sup>7</sup> / <sub>8</sub>	66	43	\$4430	280
S H DC 72	15 <sup>7</sup> / <sub>8</sub>	72	43	\$4576	295
S H DC 78	15 <sup>7</sup> / <sub>8</sub>	78	43	\$4722	310
S H DC 84	15 <sup>7</sup> / <sub>8</sub>	84	43	\$4911	325
S H DC 90	15 <sup>7</sup> / <sub>8</sub>	90	43	\$5057	340
S H DC 96	15 <sup>7</sup> / <sub>8</sub>	96	43	\$5203	355
S H DC 102	15 <sup>7</sup> / <sub>8</sub>	102	43	\$5348	370
S H DC 108	15 <sup>7</sup> / <sub>8</sub>	108	43	\$5494	385
S H DC 114	15 <sup>7</sup> / <sub>8</sub>	114	43	\$5683	400
S H DC 120	15 <sup>7</sup> / <sub>8</sub>	120	43	\$5829	435

*Optional task lights are available, see page 34.*

D H OD 66	15 <sup>7</sup> / <sub>8</sub>	66	55	\$3827	280
D H OD 72	15 <sup>7</sup> / <sub>8</sub>	72	55	\$3930	295
D H OD 78	15 <sup>7</sup> / <sub>8</sub>	78	55	\$4033	315
D H OD 84	15 <sup>7</sup> / <sub>8</sub>	84	55	\$4136	330
D H OD 90	15 <sup>7</sup> / <sub>8</sub>	90	55	\$4352	345
D H OD 96	15 <sup>7</sup> / <sub>8</sub>	96	55	\$4455	360
D H OD 102	15 <sup>7</sup> / <sub>8</sub>	102	55	\$4558	375
D H OD 108	15 <sup>7</sup> / <sub>8</sub>	108	55	\$4661	390
D H OD 114	15 <sup>7</sup> / <sub>8</sub>	114	55	\$4884	425
D H OD 120	15 <sup>7</sup> / <sub>8</sub>	120	55	\$4987	440

*Optional task lights are available, see page 34.*

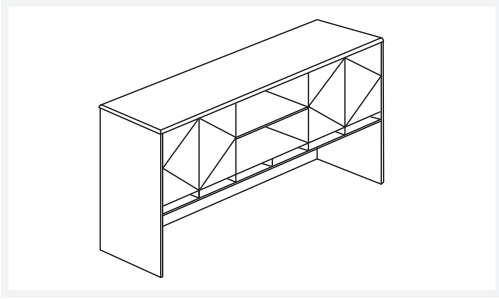
S H OD 66	15 <sup>7</sup> / <sub>8</sub>	66	43	\$3516	270
S H OD 72	15 <sup>7</sup> / <sub>8</sub>	72	43	\$3612	285
S H OD 78	15 <sup>7</sup> / <sub>8</sub>	78	43	\$3707	300
S H OD 84	15 <sup>7</sup> / <sub>8</sub>	84	43	\$3803	315
S H OD 90	15 <sup>7</sup> / <sub>8</sub>	90	43	\$3970	330
S H OD 96	15 <sup>7</sup> / <sub>8</sub>	96	43	\$4065	345
S H OD 102	15 <sup>7</sup> / <sub>8</sub>	102	43	\$4160	360
S H OD 108	15 <sup>7</sup> / <sub>8</sub>	108	43	\$4256	375
S H OD 114	15 <sup>7</sup> / <sub>8</sub>	114	43	\$4426	390
S H OD 120	15 <sup>7</sup> / <sub>8</sub>	120	43	\$4522	425

*Optional task lights are available, see page 34.*

# Ritorna

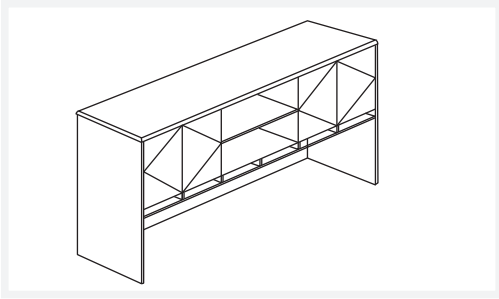
## HUTCH CABINETS

### DOUBLE HEIGHT OPEN HUTCH WITH CUBBY



*Optional top cap TC, please add \$108 per linear foot*

### SINGLE HEIGHT OPEN HUTCH WITH CUBBY



*Optional top cap TC, please add \$108 per linear foot*

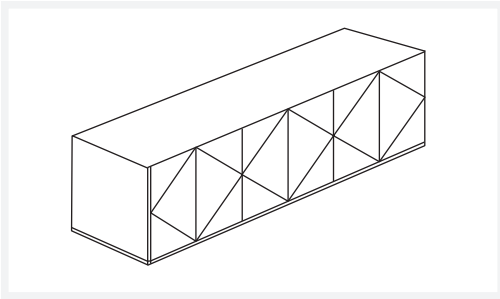
model number	size			list price	est. lbs.
	D	W	H		
D H ODC 66	15 $\frac{7}{8}$	66	55	\$4597	290
D H ODC 72	15 $\frac{7}{8}$	72	55	\$4733	305
D H ODC 78	15 $\frac{7}{8}$	78	55	\$4870	325
D H ODC 84	15 $\frac{7}{8}$	84	55	\$5006	340
D H ODC 90	15 $\frac{7}{8}$	90	55	\$5253	360
D H ODC 96	15 $\frac{7}{8}$	96	55	\$5390	375
D H ODC 102	15 $\frac{7}{8}$	102	55	\$5526	390
D H ODC 108	15 $\frac{7}{8}$	108	55	\$5663	410
D H ODC 114	15 $\frac{7}{8}$	114	55	\$5916	435
D H ODC 120	15 $\frac{7}{8}$	120	55	\$6052	455

*Optional task lights are available, see page 34.*

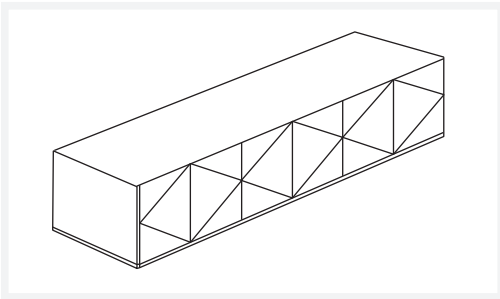
S H ODC 66	15 $\frac{7}{8}$	66	43	\$4299	280
SH ODC 72	15 $\frac{7}{8}$	72	43	\$4428	295
S H ODC 78	15 $\frac{7}{8}$	78	43	\$4558	310
S H ODC 84	15 $\frac{7}{8}$	84	43	\$4687	325
S H ODC 90	15 $\frac{7}{8}$	90	43	\$4885	340
S H ODC 96	15 $\frac{7}{8}$	96	43	\$5014	355
S H ODC 102	15 $\frac{7}{8}$	102	43	\$5143	370
S H ODC 108	15 $\frac{7}{8}$	108	43	\$5272	385
S H ODC 114	15 $\frac{7}{8}$	114	43	\$5477	400
S H ODC 120	15 $\frac{7}{8}$	120	43	\$5606	435

*Optional task lights are available, see page 34.*

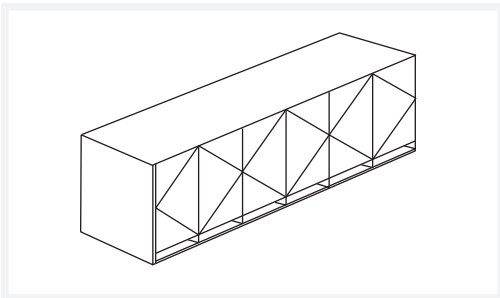
**DOUBLE HEIGHT WALL HUNG CABINET**



**SINGLE HEIGHT WALL HUNG CABINET**



**DOUBLE HEIGHT WALL HUNG WITH CUBBY**



model number	size			list price	est. lbs.
	D	W	H		
D W D 66	15 <sup>7</sup> / <sub>8</sub>	66	33 <sup>1</sup> / <sub>2</sub>	\$2867	195
D W D 72	15 <sup>7</sup> / <sub>8</sub>	72	33 <sup>1</sup> / <sub>2</sub>	\$2958	200
D W D 78	15 <sup>7</sup> / <sub>8</sub>	78	33 <sup>1</sup> / <sub>2</sub>	\$3084	205
D W D 84	15 <sup>7</sup> / <sub>8</sub>	84	33 <sup>1</sup> / <sub>2</sub>	\$3176	210
D W D 90	15 <sup>7</sup> / <sub>8</sub>	90	33 <sup>1</sup> / <sub>2</sub>	\$3301	215
D W D 96	15 <sup>7</sup> / <sub>8</sub>	96	33 <sup>1</sup> / <sub>2</sub>	\$3393	220
D W D 102	15 <sup>7</sup> / <sub>8</sub>	102	33 <sup>1</sup> / <sub>2</sub>	\$3594	230
D W D 108	15 <sup>7</sup> / <sub>8</sub>	108	33 <sup>1</sup> / <sub>2</sub>	\$3686	240
D W D 114	15 <sup>7</sup> / <sub>8</sub>	114	33 <sup>1</sup> / <sub>2</sub>	\$3812	250
D W D 120	15 <sup>7</sup> / <sub>8</sub>	120	33 <sup>1</sup> / <sub>2</sub>	\$3903	260

*Optional task lights are available, see page 34.*

S W D 66	15 <sup>7</sup> / <sub>8</sub>	66	21 <sup>1</sup> / <sub>2</sub>	\$2465	185
S W D 72	15 <sup>7</sup> / <sub>8</sub>	72	21 <sup>1</sup> / <sub>2</sub>	\$2527	190
S W D 78	15 <sup>7</sup> / <sub>8</sub>	78	21 <sup>1</sup> / <sub>2</sub>	\$2623	195
S W D 84	15 <sup>7</sup> / <sub>8</sub>	84	21 <sup>1</sup> / <sub>2</sub>	\$2685	200
S W D 90	15 <sup>7</sup> / <sub>8</sub>	90	21 <sup>1</sup> / <sub>2</sub>	\$2780	205
S W D 96	15 <sup>7</sup> / <sub>8</sub>	96	21 <sup>1</sup> / <sub>2</sub>	\$2842	210
S W D 102	15 <sup>7</sup> / <sub>8</sub>	102	21 <sup>1</sup> / <sub>2</sub>	\$2988	220
S W D 108	15 <sup>7</sup> / <sub>8</sub>	108	21 <sup>1</sup> / <sub>2</sub>	\$3050	230
S W D 114	15 <sup>7</sup> / <sub>8</sub>	114	21 <sup>1</sup> / <sub>2</sub>	\$3146	240
S W D 120	15 <sup>7</sup> / <sub>8</sub>	120	21 <sup>1</sup> / <sub>2</sub>	\$3208	250

*Optional task lights are available, see page 34.*

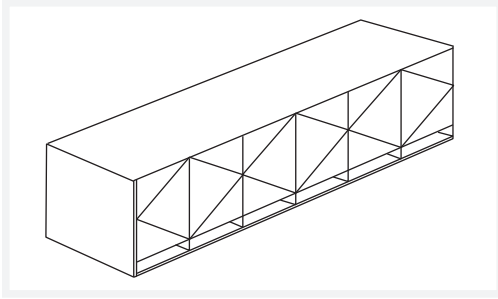
D W DC 66	15 <sup>7</sup> / <sub>8</sub>	66	33 <sup>1</sup> / <sub>2</sub>	\$3465	205
D W DC 72	15 <sup>7</sup> / <sub>8</sub>	72	33 <sup>1</sup> / <sub>2</sub>	\$3574	210
D W DC 78	15 <sup>7</sup> / <sub>8</sub>	78	33 <sup>1</sup> / <sub>2</sub>	\$3717	215
D W DC 84	15 <sup>7</sup> / <sub>8</sub>	84	33 <sup>1</sup> / <sub>2</sub>	\$3826	220
D W DC 90	15 <sup>7</sup> / <sub>8</sub>	90	33 <sup>1</sup> / <sub>2</sub>	\$3968	225
D W DC 96	15 <sup>7</sup> / <sub>8</sub>	96	33 <sup>1</sup> / <sub>2</sub>	\$4077	230
D W DC 102	15 <sup>7</sup> / <sub>8</sub>	102	33 <sup>1</sup> / <sub>2</sub>	\$4305	240
D W DC 108	15 <sup>7</sup> / <sub>8</sub>	108	33 <sup>1</sup> / <sub>2</sub>	\$4414	250
D W DC 114	15 <sup>7</sup> / <sub>8</sub>	114	33 <sup>1</sup> / <sub>2</sub>	\$4558	260
D W DC 120	15 <sup>7</sup> / <sub>8</sub>	120	33 <sup>1</sup> / <sub>2</sub>	\$4667	270

*Optional task lights are available, see page 34.*

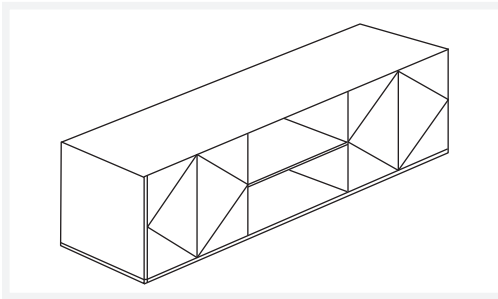
# Ritorna

## WALL HUNG CABINETS

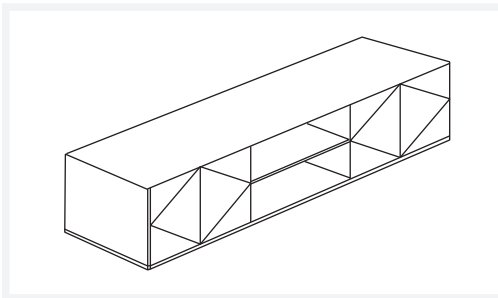
### SINGLE HEIGHT WALL HUNG WITH CUBBY



### DOUBLE HEIGHT OPEN WALL HUNG CABINET



### SINGLE HEIGHT OPEN WALL HUNG CABINET



model number	size			list price	est. lbs.
	D	W	H		
S W DC 66	15 $\frac{7}{8}$	66	21 $\frac{1}{2}$	\$3205	195
S W DC 72	15 $\frac{7}{8}$	72	21 $\frac{1}{2}$	\$3297	200
S W DC 78	15 $\frac{7}{8}$	78	21 $\frac{1}{2}$	\$3423	205
S W DC 84	15 $\frac{7}{8}$	84	21 $\frac{1}{2}$	\$3515	210
S W DC 90	15 $\frac{7}{8}$	90	21 $\frac{1}{2}$	\$3641	215
S W DC 96	15 $\frac{7}{8}$	96	21 $\frac{1}{2}$	\$3733	220
S W DC 102	15 $\frac{7}{8}$	102	21 $\frac{1}{2}$	\$3917	230
S W DC 108	15 $\frac{7}{8}$	108	21 $\frac{1}{2}$	\$4010	240
S W DC 114	15 $\frac{7}{8}$	114	21 $\frac{1}{2}$	\$4136	250
S W DC 120	15 $\frac{7}{8}$	120	21 $\frac{1}{2}$	\$4288	260

*Optional task lights are available, see page 34.*

D W S 66	15 $\frac{7}{8}$	66	33 $\frac{1}{2}$	\$2656	185
D W S 72	15 $\frac{7}{8}$	72	33 $\frac{1}{2}$	\$2707	190
D W S 78	15 $\frac{7}{8}$	78	33 $\frac{1}{2}$	\$2825	195
D W S 84	15 $\frac{7}{8}$	84	33 $\frac{1}{2}$	\$2876	200
D W S 90	15 $\frac{7}{8}$	90	33 $\frac{1}{2}$	\$3050	205
D W S 96	15 $\frac{7}{8}$	96	33 $\frac{1}{2}$	\$3101	210
D W S 102	15 $\frac{7}{8}$	102	33 $\frac{1}{2}$	\$3151	220
D W S 108	15 $\frac{7}{8}$	108	33 $\frac{1}{2}$	\$3202	230
D W S 114	15 $\frac{7}{8}$	114	33 $\frac{1}{2}$	\$3385	240
D W S 120	15 $\frac{7}{8}$	120	33 $\frac{1}{2}$	\$3436	250

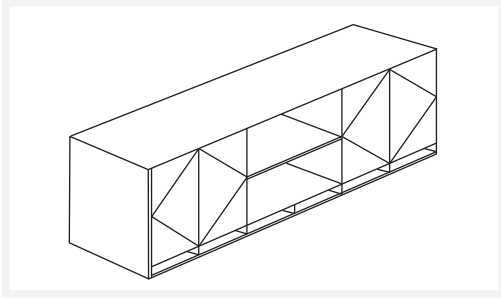
*Optional task lights are available, see page 34.*

S W S 66	15 $\frac{7}{8}$	66	21 $\frac{1}{2}$	\$2416	195
S W S 72	15 $\frac{7}{8}$	72	21 $\frac{1}{2}$	\$2459	200
S W S 78	15 $\frac{7}{8}$	78	21 $\frac{1}{2}$	\$2569	205
S W S 84	15 $\frac{7}{8}$	84	21 $\frac{1}{2}$	\$2611	210
S W S 90	15 $\frac{7}{8}$	90	21 $\frac{1}{2}$	\$2736	215
S W S 96	15 $\frac{7}{8}$	96	21 $\frac{1}{2}$	\$2779	220
S W S 102	15 $\frac{7}{8}$	102	21 $\frac{1}{2}$	\$2882	230
S W S 108	15 $\frac{7}{8}$	108	21 $\frac{1}{2}$	\$2864	240
S W S 114	15 $\frac{7}{8}$	114	21 $\frac{1}{2}$	\$2995	250
S W S 120	15 $\frac{7}{8}$	120	21 $\frac{1}{2}$	\$3037	260

*Optional task lights are available, see page 34.*



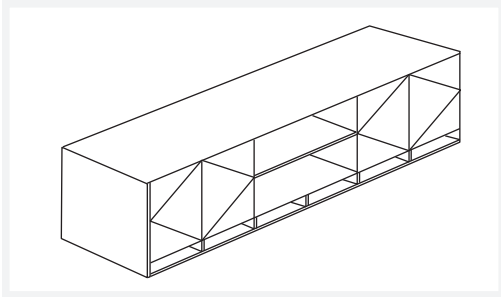
**DOUBLE HEIGHT OPEN WALL HUNG WITH CUBBY**



model number	size			list price	est. lbs.
	D	W	H		
D W SC 66	15 <sup>7</sup> / <sub>8</sub>	66	33 <sup>1</sup> / <sub>2</sub>	\$3274	205
D W SC 72	15 <sup>7</sup> / <sub>8</sub>	72	33 <sup>1</sup> / <sub>2</sub>	\$3344	210
D W SC 78	15 <sup>7</sup> / <sub>8</sub>	78	33 <sup>1</sup> / <sub>2</sub>	\$3482	215
D W SC 84	15 <sup>7</sup> / <sub>8</sub>	84	33 <sup>1</sup> / <sub>2</sub>	\$3552	220
D W SC 90	15 <sup>7</sup> / <sub>8</sub>	90	33 <sup>1</sup> / <sub>2</sub>	\$3745	225
D W SC 96	15 <sup>7</sup> / <sub>8</sub>	96	33 <sup>1</sup> / <sub>2</sub>	\$3815	230
D W SC 102	15 <sup>7</sup> / <sub>8</sub>	102	33 <sup>1</sup> / <sub>2</sub>	\$3886	240
D W SC 108	15 <sup>7</sup> / <sub>8</sub>	108	33 <sup>1</sup> / <sub>2</sub>	\$3956	250
D W SC 114	15 <sup>7</sup> / <sub>8</sub>	114	33 <sup>1</sup> / <sub>2</sub>	\$4156	260
D W SC 120	15 <sup>7</sup> / <sub>8</sub>	120	33 <sup>1</sup> / <sub>2</sub>	\$4226	270

*Optional task lights are available, see page 34.*

**SINGLE HEIGHT OPEN WALL HUNG WITH CUBBY**



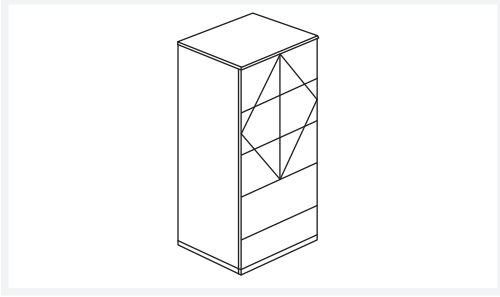
S W SC 66	15 <sup>7</sup> / <sub>8</sub>	66	21 <sup>1</sup> / <sub>2</sub>	\$3037	195
S W SC 72	15 <sup>7</sup> / <sub>8</sub>	72	21 <sup>1</sup> / <sub>2</sub>	\$3100	200
S W SC 78	15 <sup>7</sup> / <sub>8</sub>	78	21 <sup>1</sup> / <sub>2</sub>	\$3229	205
S W SC 84	15 <sup>7</sup> / <sub>8</sub>	84	21 <sup>1</sup> / <sub>2</sub>	\$3292	210
S W SC 90	15 <sup>7</sup> / <sub>8</sub>	90	21 <sup>1</sup> / <sub>2</sub>	\$3436	215
S W SC 96	15 <sup>7</sup> / <sub>8</sub>	96	21 <sup>1</sup> / <sub>2</sub>	\$3499	220
S W SC 102	15 <sup>7</sup> / <sub>8</sub>	102	21 <sup>1</sup> / <sub>2</sub>	\$3561	230
S W SC 108	15 <sup>7</sup> / <sub>8</sub>	108	21 <sup>1</sup> / <sub>2</sub>	\$3624	240
S W SC 114	15 <sup>7</sup> / <sub>8</sub>	114	21 <sup>1</sup> / <sub>2</sub>	\$3772	250
S W SC 120	15 <sup>7</sup> / <sub>8</sub>	120	21 <sup>1</sup> / <sub>2</sub>	\$3834	260

*Optional task lights are available, see page 34.*

# Ritorna

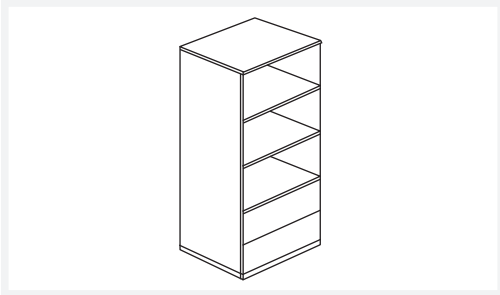
## VERTICAL STORAGE

### VERTICAL STORAGE HINGE DOOR / LATERAL FILE



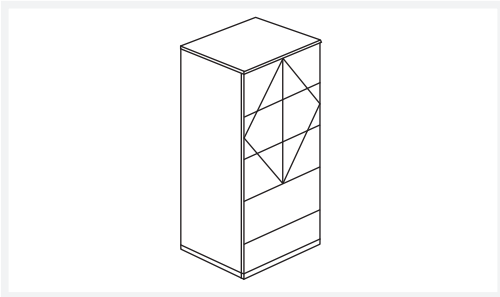
*Optional top cap TC, please add \$108 per linear foot*

### VERTICAL STORAGE OPEN / LATERAL FILE



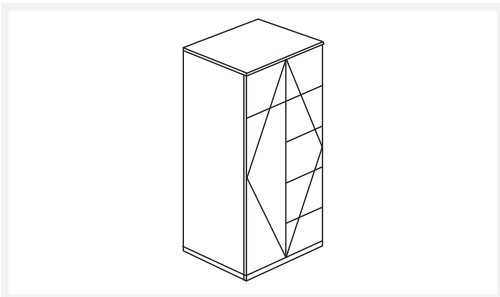
*Optional top cap TC, please add \$108 per linear foot*

### VERTICAL STORAGE FULL DOOR



*Optional top cap TC, please add \$108 per linear foot*

### VERTICAL STORAGE WARDROBE



*Optional top cap TC, please add \$108 per linear foot*

model number	size			list price	est. lbs.
	D	W	H		
S S DLF 30	24	30	72	\$3641	200
S S DLF 36	24	36	72	\$3888	230

S S OLF 30	24	30	72	\$3397	200
S S OLF 36	24	36	72	\$3570	230

S S HD 30	24	30	72	\$3343	200
S S HD 36	24	36	72	\$3591	230

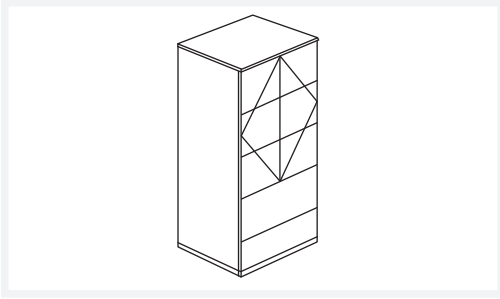
S S WL 30	24	30	72	\$3425	200
S S WL 36	24	36	72	\$3629	230

*Coat rod located on the left side.*

S S WR 30	24	30	72	\$3425	200
S S WR 36	24	36	72	\$3629	230

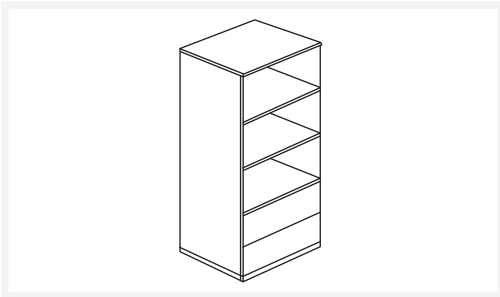
*Coat rod located on the right side.*

**VERTICAL STORAGE HINGE DOOR / LATERAL FILE**



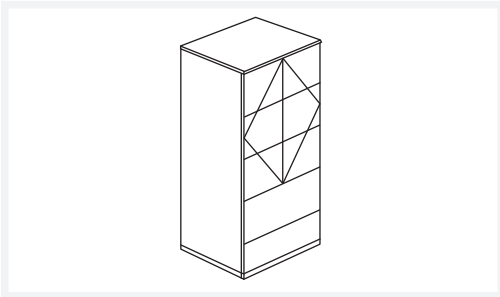
*Optional top cap TC, please add \$108 per linear foot*

**VERTICAL STORAGE OPEN / LATERAL FILE**



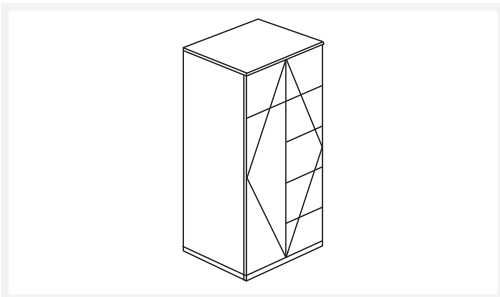
*Optional top cap TC, please add \$108 per linear foot*

**VERTICAL STORAGE FULL DOOR**



*Optional top cap TC, please add \$108 per linear foot*

**VERTICAL STORAGE WARDROBE**



*Optional top cap TC, please add \$108 per linear foot*

model number	size			list price	est. lbs.
	D	W	H		
D S DLF 30	24	30	84	\$3751	265
D S DLF 36	24	36	84	\$4013	310

D S OLF 30	24	30	84	\$3613	265
D S OLF 36	24	36	84	\$3794	310

D S HD 30	24	30	84	\$3514	265
D S HD 36	24	36	84	\$3777	310

D S WL 30	24	30	84	\$3619	265
D S WL 36	24	36	84	\$3838	310

*Coat rod located on the left side.*

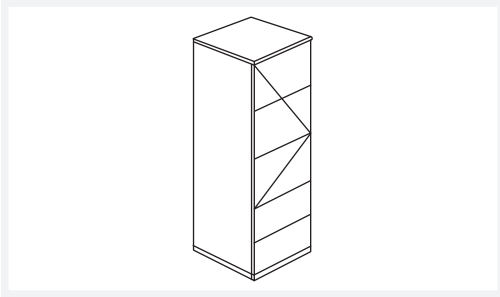
D S WR 30	24	30	84	\$3619	265
D S WR 36	24	36	84	\$3838	310

*Coat rod located on the right side.*

# Ritorna

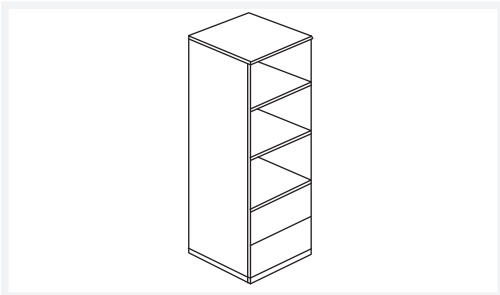
## VERTICAL STORAGE

### VERTICAL STORAGE HINGE DOOR / LATERAL FILE



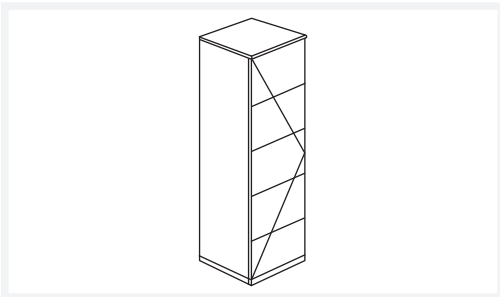
Optional top cap TC, please add \$108 per linear foot

### VERTICAL STORAGE OPEN LATERAL FILE



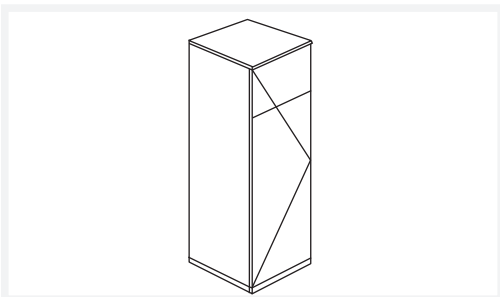
Optional top cap TC, please add \$108 per linear foot

### VERTICAL STORAGE HINGE DOOR



Optional top cap TC, please add \$108 per linear foot

### VERTICAL STORAGE WARDROBE



Optional top cap TC, please add \$108 per linear foot

model number	size			list price	est. lbs.
	D	x	W x H		
S S DRLF	24		18 x 72	\$3310	175

*Right hinge*

S S DLLF	24		18 x 72	\$3310	175
----------	----	--	---------	--------	-----

*Left hinge*

S S OLF	24		18 x 72	\$3145	175
---------	----	--	---------	--------	-----

S S HDR	24		18 x 72	\$2755	175
---------	----	--	---------	--------	-----

*Right hinge*

S S HDL	24		18 x 72	\$2755	175
---------	----	--	---------	--------	-----

*Left hinge*

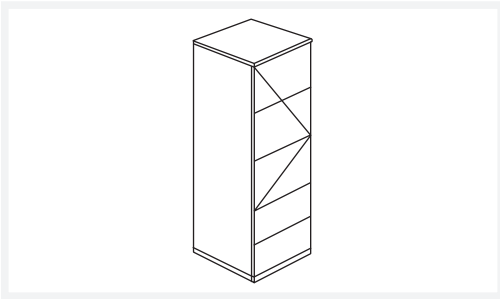
S S HDRC	24		18 x 72	\$2905	175
----------	----	--	---------	--------	-----

*Right hinge*

S S HDLC	24		18 x 72	\$2905	175
----------	----	--	---------	--------	-----

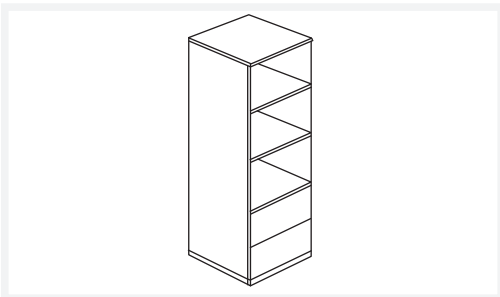
*Left hinge*

VERTICAL STORAGE HINGE DOOR / LATERAL FILE



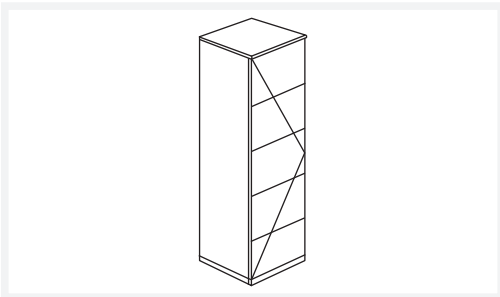
Optional top cap TC, please add \$108 per linear foot

VERTICAL STORAGE OPEN LATERAL FILE



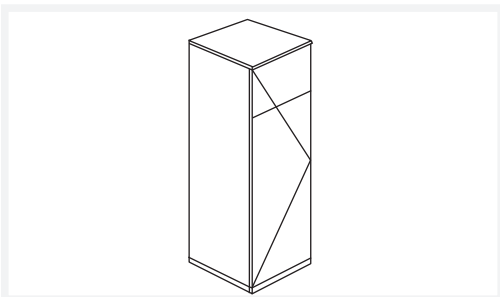
Optional top cap TC, please add \$108 per linear foot

VERTICAL STORAGE HINGE DOOR



Optional top cap TC, please add \$108 per linear foot

VERTICAL STORAGE WARDROBE



Optional top cap TC, please add \$108 per linear foot

model number	size			list price	est. lbs.
	D	x	W x H		
D S DRLF	24	18	84	\$3439	200

*Right hinge*

D S DLLF	24	18	84	\$3439	200
----------	----	----	----	--------	-----

*Left hinge*

D S OLF	24	18	84	\$3274	200
---------	----	----	----	--------	-----

D S HDR	24	18	84	\$2884	200
---------	----	----	----	--------	-----

*Right hinge*

D S HDL	24	18	84	\$2884	200
---------	----	----	----	--------	-----

*Left hinge*

D S HDRC	24	18	84	\$3068	200
----------	----	----	----	--------	-----

*Right hinge*

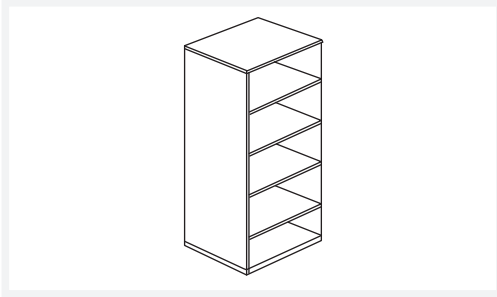
D S HDLC	24	18	84	\$3068	200
----------	----	----	----	--------	-----

*Left hinge*

# Ritorna

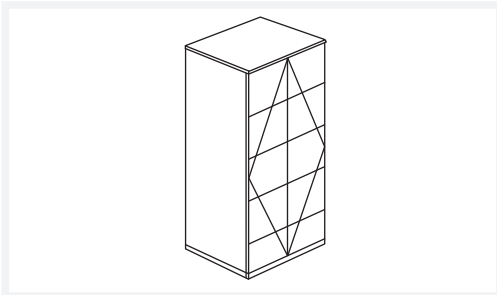
## BOOKCASES

### OPEN BOOKCASE



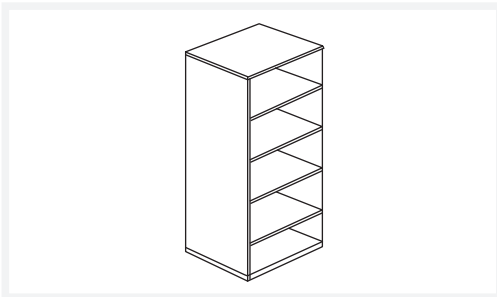
*Optional top cap TC, please add \$108 per linear foot*

### HINGE DOOR BOOKCASE



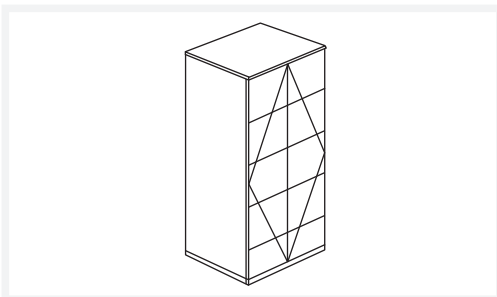
*Optional top cap TC, please add \$108 per linear foot*

### OPEN BOOKCASE



*Optional top cap TC, please add \$108 per linear foot*

### HINGE DOOR BOOKCASE



*Optional top cap TC, please add \$108 per linear foot*

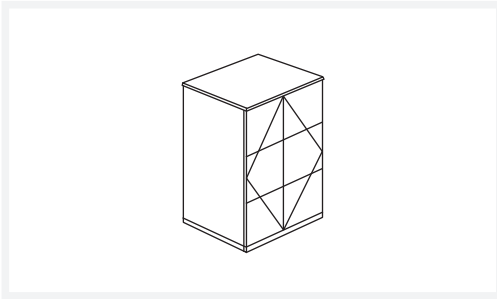
model number	size			list price	est. lbs.
	D	W	H		
S S OB 30	15	30	72	\$2189	190
S S OB 36	15	36	72	\$2326	210

S S HD 30	15 $\frac{7}{8}$	30	72	\$2895	200
S S HD 36	15 $\frac{7}{8}$	36	72	\$3109	225

D S OB 30	15	30	84	\$2286	260
D S OB 36	15	36	84	\$2432	300

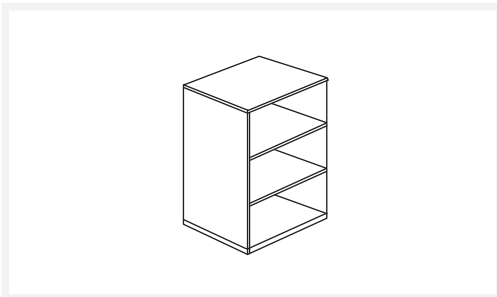
D S HD 30	15 $\frac{7}{8}$	30	84	\$3086	260
D S HD 36	15 $\frac{7}{8}$	36	84	\$3323	300

**HINGE DOOR BOOKCASE**



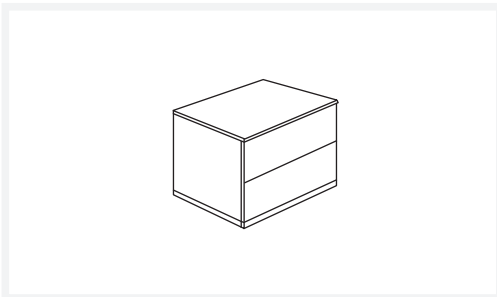
*Top Cap included.*

**OPEN BOOKCASE**



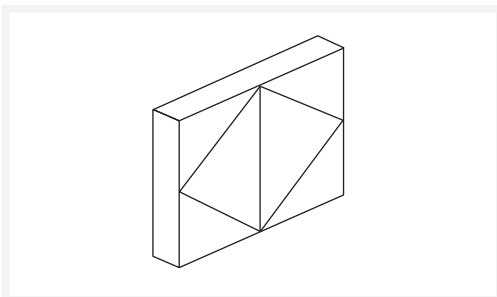
*Top Cap included.*

**LATERAL FILES**



*Top Cap included.*

**VISUAL BOARD**



model number	size			list price	est. lbs.
	D	W	H		
S HD 30	15 $\frac{7}{8}$	30	29	\$2107	100
S HD 36	15 $\frac{7}{8}$	36	29	\$2313	105
S HD 42	15 $\frac{7}{8}$	30	42 $\frac{1}{2}$	\$2383	120
S HD 42B	15 $\frac{7}{8}$	36	42 $\frac{1}{2}$	\$2528	130
S HD 54	15 $\frac{7}{8}$	36	54 $\frac{1}{2}$	\$2742	150

S OBC 30	15	30	29	\$1702	75
S OBC 36	15	36	29	\$1786	80
S OBC 42	15	30	42 $\frac{1}{2}$	\$1884	95
S OBC 42B	15	36	42 $\frac{1}{2}$	\$1990	105
S OBC 54	15	36	54 $\frac{1}{2}$	\$2095	125

S LF 30	22	30	29	\$1840	175
S LF 36	22	36	29	\$1942	185
S LF 42	22	36	42 $\frac{1}{2}$	\$2106	205

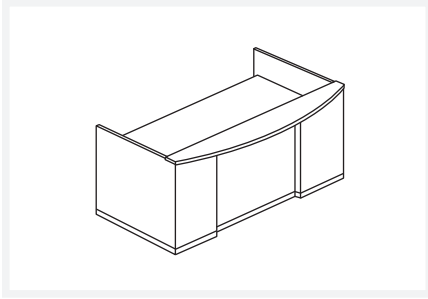
C VB 30	6	30	36	\$1824	205
C VB 36	6	36	48	\$1955	240
C VB 48	6	48	48	\$2122	205
C VB 60	6	60	48	\$2400	240

*Visual board cabinets include white marker board, pencil tray, and fabric covered tack boards on inside of doors. Fabric is COM.*

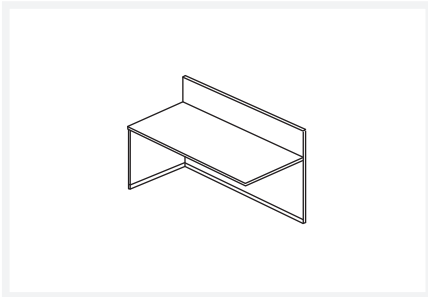
# Ritorna

## RECEPTION STATIONS

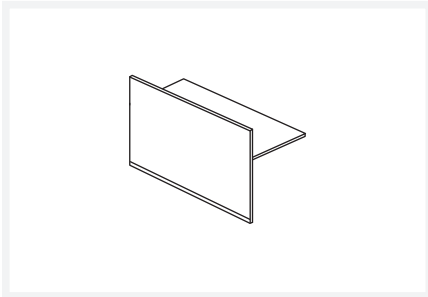
### RECEPTION DESK RECESS FRONT



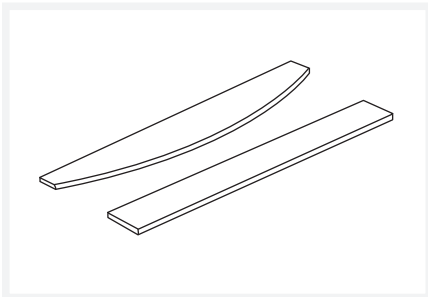
### RECEPTION RETURN LEFT HAND



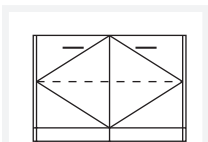
### RECEPTION RETURN RIGHT HAND



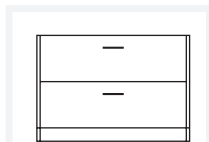
### TRANSACTION TOP WOOD SURFACES



### PEDESTAL OPTIONS FOR RECEPTION DESKS



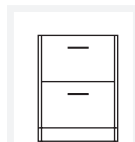
E 30 \$1180  
E 36 \$1225



F 30 \$1290  
F 36 \$1355



G 30 \$1090  
G 36 \$1145



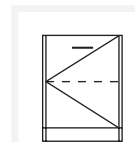
A \$966



B \$966



C \$1250



D \$720

model number	size			list price	est. lbs.
	D	W	H		
RDRF 72	39¼	72	42	\$7007	570
RDRF 84	39¼	84	42	\$7589	590

*Wood transaction top shown.*

*Note: All list prices reflect shell only. Please configure for Pedestals. List price does not include transaction top.*

RR 48L	26	48	42	\$1711	250
RR 54L	26	54	42	\$1795	260
RR 60L	26	60	42	\$1795	270
RR 66L	26	66	42	\$2093	280
RR 72L	26	72	42	\$2195	290

*Note: All list prices reflect shell only. Please configure for Pedestals. List price does not include transaction top.*

RR 48R	26	48	42	\$1711	250
RR 54R	26	54	42	\$1795	260
RR 60R	26	60	42	\$1795	270
RR 66R	26	66	42	\$2093	280
RR 72R	26	72	42	\$2195	290

*Note: All list prices reflect shell only. Please configure for Pedestals. List price does not include transaction top.*

WT-B7	12	72	1½	\$1033	55
WT-B8	12	84	1½	\$1128	65

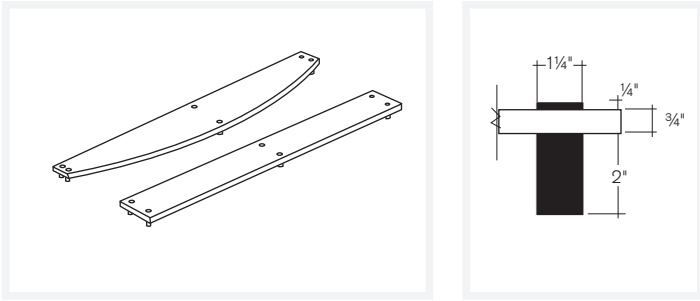
*Bow front wood top*

WT-S7	12	72	1½	\$864	55
WT-S8	12	84	1½	\$937	65

*Straight front wood top*

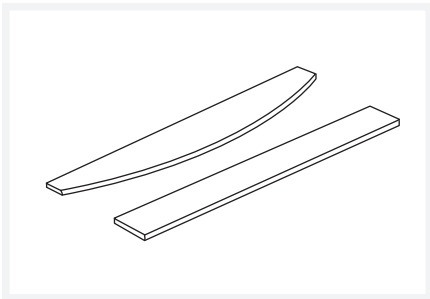


TRANSACTION TOP 3/4" GLASS SURFACES ON 2" HIGH STAND OFFS



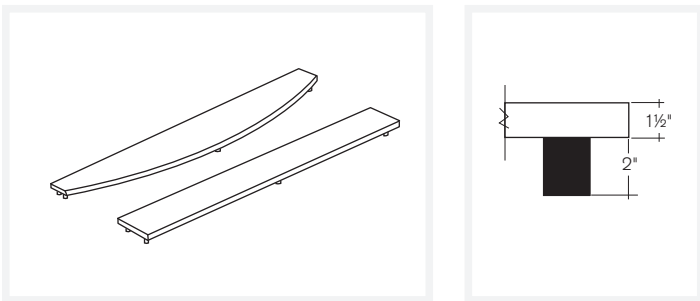
Glass has high flat polish with eased edges.

TRANSACTION TOP 3/4" GLASS SURFACES

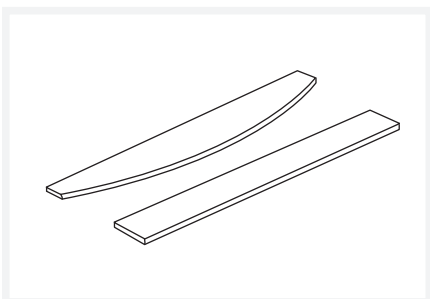


Glass has high flat polish with eased edges.

TRANSACTION TOP STONE SURFACES ON 2" HIGH STAND OFFS



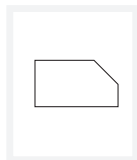
TRANSACTION TOP STONE SURFACES



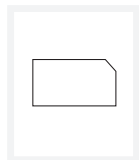
STONE OPTIONS & EDGE DETAIL OPTIONS

AB Absolute Black  
BG Black Galaxy

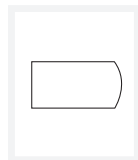
Other stones are available. Please contact factory.



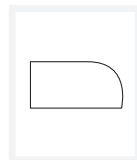
BV5




BV3




CS



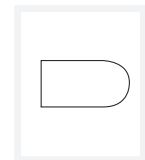
R1



R2



SQ



RF

model number	size D x W x H			list price	est. lbs.
--------------	-------------------	--	--	------------	-----------

GT-B27	12	72	3/4	\$1900	75
GT-B28	12	84	3/4	\$2216	90

*Bow front glass top on 1 1/4" diameter x 2" high stand off*

GT-S7	12	72	3/4	\$1462	75
GT-S8	12	84	3/4	\$1540	90

*Straight front glass top on 1 1/4" diameter x 2" high stand off.*

GT-B7	12	72	3/4	\$1328	65
GT-B8	12	84	3/4	\$1711	75

*Bow front glass top*

GT-S7	12	72	3/4	\$951	65
GT-S8	12	84	3/4	\$1104	75

*Straight front glass top*

ST-B7	12	72	3/4	\$1555	140
ST-B8	12	84	3/4	\$1711	155

*Bow front stone top on 1 1/4" diameter x 2" high stand off.*

ST-S7	12	72	1 1/2	\$1444	140
ST-S8	12	84	1 1/2	\$1611	155

*Straight front stone top on 1 1/4" diameter x 2" high stand off.*

ST-B7	12	72	1 1/2	\$1140	125
ST-B8	12	84	1 1/2	\$1226	140

*Bow front stone top*

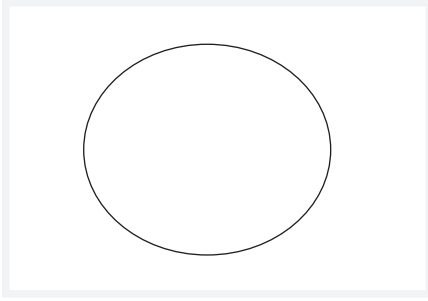
ST-S7	12	72	1 1/2	\$1020	125
ST-S8	12	84	1 1/2	\$1116	140

*Straight front stone top*


# Ritorna

## CONFERENCE TABLES

### ROUND CONFERENCE TABLE



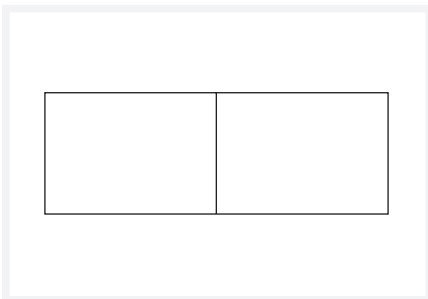
### SQUARE CONFERENCE TABLE



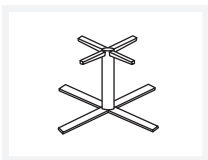
### RECTANGLE CONFERENCE TABLE



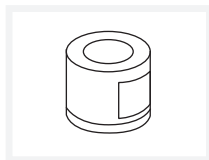
### RECTANGLE CONFERENCE TABLE — TWO-PIECE



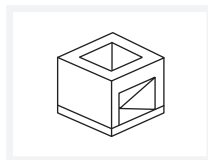
CONFERENCE TABLE BASE OPTIONS *Note: List price represents any standard finish. Please see pg. 5 for available finishes.*



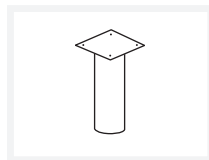
**XB** \$1380  
18" x 18" (42"/48")\*  
24" x 24" (54")\*  
30" x 30" (60")\*



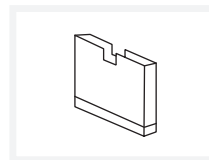
**DR** \$1680  
18" x 18" (42"/48")\*  
24" x 24" (54")\*  
30" x 30" (60")\*



**CB** \$1430  
18" x 18" (42"/48")\*  
24" x 24" (54")\*  
30" x 30" (60")\*



**PR** \$566  
6" Dia.



**PL** \$505  
4" x 18" (42"/48")\*  
4" x 24" (54")\*  
4" x 30" (60")\*

For custom bases  
consult factory

\*Top Width

model number	size		list price	est. lbs.
	D	W x H		
C RD 42	42 diameter	29	\$3066	210
C RD 48	48 diameter	29	\$3311	225
C RD 54	54 diameter	29	\$3817	235
C RD 60	60 diameter	29	\$4417	255

C SQ 42	42	42	29	\$2555	210
C SQ 48	48	48	29	\$2844	225
C SQ 54	54	54	29	\$3133	235
C SQ 60	60	60	29	\$3573	255

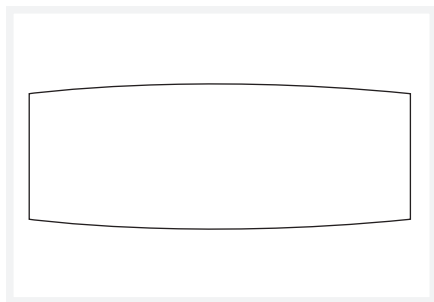
C RT 96	48	96	29	\$4904	370
C RT 108	48	108	29	\$5355	390
C RT 120	48	120	29	\$6404	410

*For Base styles XB, DR, CB, PL, order two bases.  
For Base style PR, order six bases.*

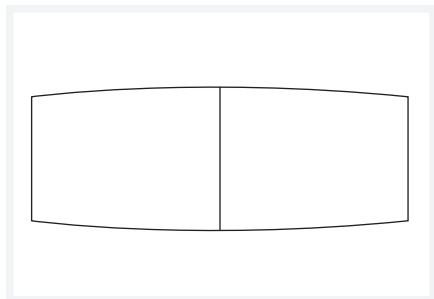
C RT 144	54	144	29	\$8622	480
C RT 168	54	168	29	\$9355	550
C RT 192	60	192	29	\$10405	700
C RT 216	60	216	29	\$11506	750

*For Base styles XB, DR, CB, PL, order three bases.  
For Base style PR, order six bases.*


**BOAT SHAPE CONFERENCE TABLE**



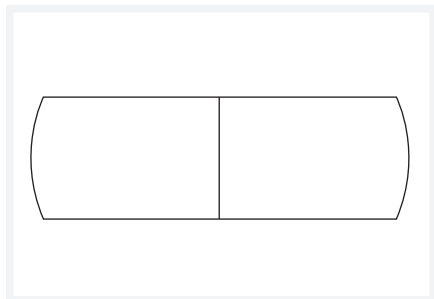
**BOAT SHAPE CONFERENCE TABLE — TWO-PIECE**



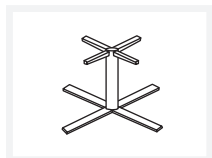
**CONVEX CONFERENCE TABLE**



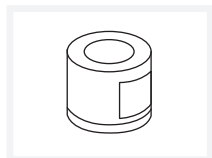
**CONVEX CONFERENCE TABLE — TWO-PIECE**



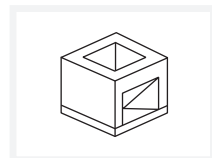
**CONFERENCE TABLE BASE OPTIONS** *Note: List price represents any standard finish. Please see pg. 5 for available finishes.*



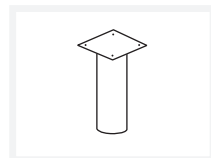
**XB** \$1380  
 18" x 18" (42"/48")\*  
 24" x 24" (54")\*  
 30" x 30" (60")\*



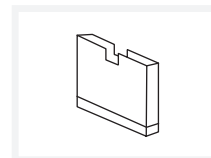
**DR** \$1680  
 18" x 18" (42"/48")\*  
 24" x 24" (54")\*  
 30" x 30" (60")\*



**CB** \$1430  
 18" x 18" (42"/48")\*  
 24" x 24" (54")\*  
 30" x 30" (60")\*



**PR** \$566  
 6" Dia.



**PL** \$505  
 4" x 18" (42"/48")\*  
 4" x 24" (54")\*  
 4" x 30" (60")\*

For custom bases  
 consult factory

\*Top Width

model number	size			list price	est. lbs.
	D x W	x H			
C BS 96	36/48	96	29	\$5973	370
C BS 108	36/48	108	29	\$6605	390
C BS 120	42/48	120	29	\$7355	410

*For Base styles XB, DR, CB, PL, order two bases.  
 For Base style PR, order six bases.*

C BS 144	42/54	144	29	\$8866	480
C BS 168	42/54	168	29	\$9577	550
C BS 192	48/60	192	29	\$10622	700
C BS 216	48/60	216	29	\$11595	750

*For Base styles XB, DR, CB, PL, order three bases.  
 For Base style PR, order six bases.*

C CV 96	48	96	29	\$6395	320
C CV 108	48	108	29	\$7106	390
C CV 120	48	120	29	\$7733	410

*For Base styles XB, DR, CB, PL, order two bases.  
 For Base style PR, order six bases.*

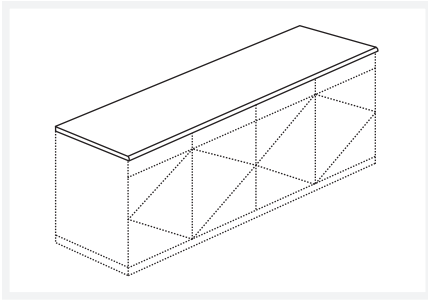
C CV 144	54	144	29	\$9528	400
C CV 168	54	168	29	\$10105	550
C CV 192	60	192	29	\$11105	700
C CV 216	60	216	29	\$12166	750

*For Base styles XB, DR, CB, PL, order three bases.  
 For Base style PR, order six bases.*

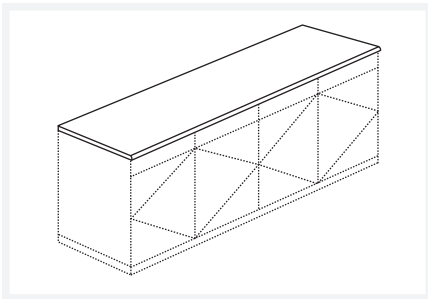
# Ritorna

## BUFFET CREDENZAS

### BUFFET CREDENZA WOOD TOP



### BUFFET CREDENZA STONE TOP



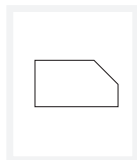
model number	size			list price	est. lbs.
	D	W	H		
S BCW 66	24	66	36	\$4821	305
S BCW 72	24	72	36	\$4861	310
S BCW 84	24	84	36	\$4934	315
S BCW 90	24	90	36	\$5008	320
S BCW 96	24	96	36	\$5128	325

S BCS 66	24	66	36	\$6651	450
S BCS 72	24	72	36	\$6861	475
S BCS 84	24	84	36	\$7284	490
S BCS 90	24	90	36	\$7508	550
S BCS 96	24	96	36	\$7808	610

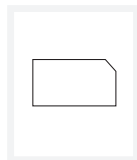
### STONE OPTIONS & EDGE DETAIL OPTIONS

AB Absolute Black  
BG Black Galaxy

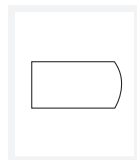
Other stones are available. Please contact factory.



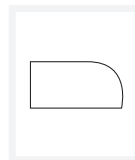
BV5




BV3



CS



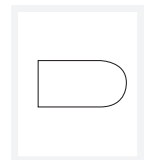
R1



R2



SQ

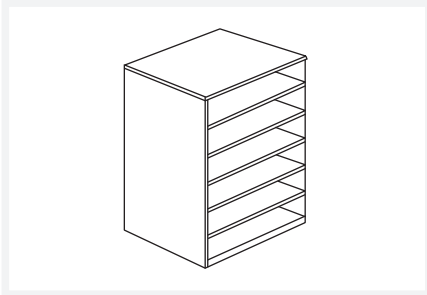


RF

OPTIONAL LOCK FEATURE

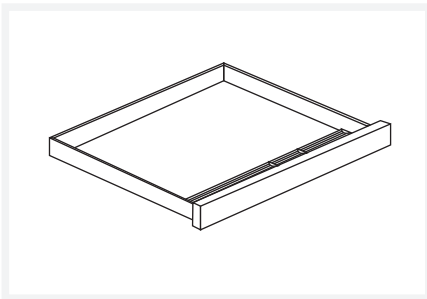
model number	size D x W x H			list price	est. lbs.
Lock – Hinge Door				\$120	—
Lock – Center Drawer				\$290	—

PAPER ORGANIZER



PO 15	15	16½	22	\$655	35
-------	----	-----	----	-------	----

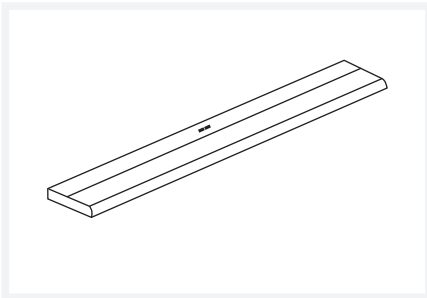
CENTER DRAWER



CD	14	22	2	\$335	15
----	----	----	---	-------	----

*One pencil tray is included.*

TASK LIGHTING



DTL-18	Cabinet length is 24"	\$280	—
DTL-24	Cabinet length is 30 - 36"	\$310	—
DTL-36	Cabinet length is 48"	\$340	—
DTL-48	Cabinet length is 60"	\$370	—

*When ordering please specify PO for power cord light and J7 for daisy chain light.*

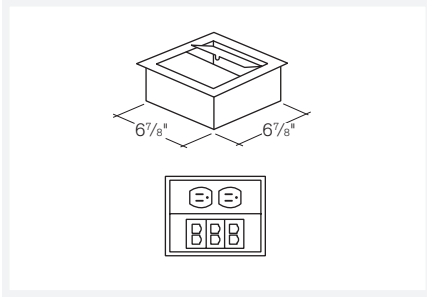
NOTE

All Task lights are able to be daisy chained together for cabinets that exceed 60" W.  
All Task lights come with a 6' long 3-prong power cord and a 6' daisy chain cord.

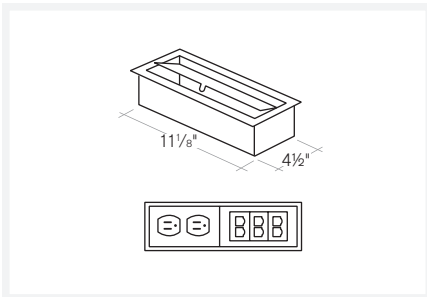
# Ritorna

## ACCESSORIES / OPTIONS

### DATA / POWER GROMMETS — MCS-7



### DATA / POWER GROMMETS — MCS-8



model number	size			list price	est. lbs.
	D	W	H		

MCS-7				\$861	—
-------	--	--	--	-------	---

*Black*

MCS-7				\$1295	—
-------	--	--	--	--------	---

*Satin Stainless*

MCS-8				\$758	—
-------	--	--	--	-------	---

*Black*

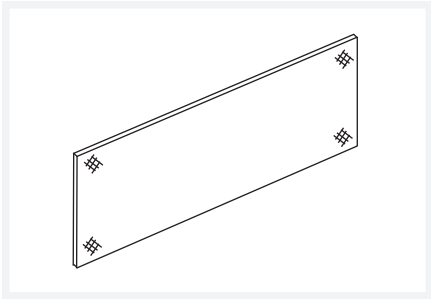
MCS-8				\$1189	—
-------	--	--	--	--------	---

*Satin Stainless*

#### NOTE

Unit is surface mounted and mounting position must be noted in a drawing supplied by customer. Unit contains two-Standard electrical outlets and six-Cat. 5E Data modules. Units come with 9' three-prong cord.

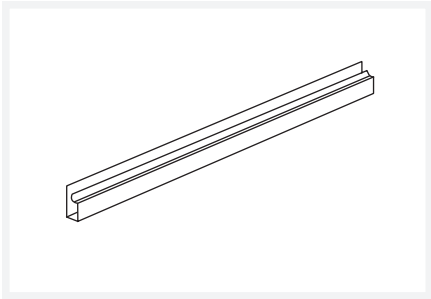
TACKBOARDS



model number	size D x W x H	list price	est. lbs.
TB1	30" to 48" 1-piece	\$405	—
TB2	54" to 96" 2-piece	\$540	—
TB3	108" to 120" 3-piece	\$620	—

All tackboards are COM to the factory.

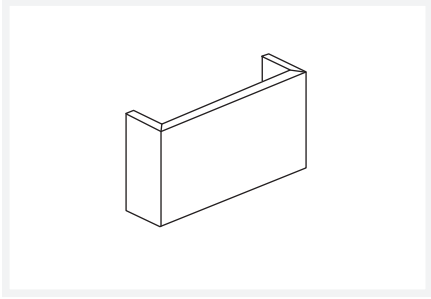
WIRE MANAGEMENT



JM-1		\$25	—
------	--	------	---

All wire managements are sold in 2' increments.

ACCESS PANEL



AP	2½	10	8	\$125	25
----	----	----	---	-------	----

Please specify: left, right or center location.

# Ritorna

Classic design and craftsmanship



## Fine Wood Casegoods

M Custom Furniture  
5355 N 51st Avenue  
Suite 19  
Glendale, AZ  
85301

[www.mcustomfurniture.com](http://www.mcustomfurniture.com)

© M Custom Furniture, Inc. 2014



Printed with soy-based inks on Recycled Paper— 30% Post Consumer Waste.  
Elemental chlorine free.